

# HILLEBERG

THE TENTMAKER



THE TENT HANDBOOK : 2024/2025



# HILLEBERG

## THE TENTMAKER

Welcome to our tent handbook for 2024/2025!

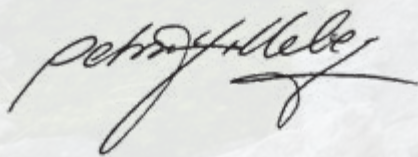
I appreciate your taking the time to read it! This year we are excited to introduce two new models, the three-person Rogen 3 and the four-person Saivo 4. The Rogen 3 is a really roomy and light addition to our Yellow Label series of tents built for the snow free times of the year. It is a great option for three people who want to go light, and it is also extra spacious and comfortable for two people who want to size up. The new Black Label Saivo 4 is truly a palace. Its interior volume is huge and feels much larger than what the dimensions state. It has one regular vestibule and one larger one, and we think it's both the ultimate all-season base camp tent as well as an amazing family camping tent. We have also updated the design of the Saivo (now the Saivo 3) with the same vestibule configuration. You might wonder how the Saitaris fits in since it is also a burly dome for four people. We are keeping the Saitaris because many people like it and it, too, is an excellent basecamp tent. The Saivo 4 offers more volume inside and the large vestibule entrance is a bit more flexible and protected than the Saitaris's, but both are great options.

Some of you might know that we have been working very hard the last few years to increase our production capacity while maintaining our high quality. We now have a few new contracting partners in Estonia who have been working hard over the last year practicing and setting things up to meet our very stringent quality demands. Between them, our own factory and our long-term partners in Estonia we are hoping to be able to meet the demand on all items, including some of our mesh tents that have been sold out for a while. I am so grateful to all of them for their partnership and continued dedication to quality.

I am also very excited to further deepen our relationship with our long-term partner Jake Lah and his company DAC. DAC makes the absolute best tent poles on the market, and we have partnered with them for over 35 years. Recently, Jake expanded his operations and built a state-of-the-art pole and tent factory in Vietnam, where we will now be making our large Blue Label group tents. Both the layout and the machines in this new factory are much better suited to making our large tents as there is more space for quality control, as well as customized machines that make sewing them a bit easier. The caliber of both their sewing and quality control is exceptional, and it is a joy to work with their fantastic team. It helps us free up space at our factory in Estonia and it allows for an even higher quality control level on the large tents. I am extremely happy about this expanded partnership.

I am grateful to be able to continue to be the caretaker of the amazing company that my parents built, and I am so thankful to our entire team for all the incredible work that they do – and of course also to my parents for believing in me.

Thank you again for reading, and I hope to see you in the backcountry!



Petra Hilleberg  
CEO of the Hilleberg Group  
President, Hilleberg the Tentmaker, Inc., and  
Hilleberg the Tentmaker, AB



### contents

**General information**

Welcome!	2
About us	4
Working responsibly	6
Hilleberg principles	8
Design & manufacturing	10
Materials	11
The Importance of tear strength	12
Fabric specifications	13
The Hilleberg difference is in the details	14
Choosing the right Hilleberg tent	16
Voices from Friends: Felicity Aston	22
Voices from Friends: Björn Nehrhoff von Holderberg	23
Voices from Friends: John Barklow	44
Voices from Friends: Rirang OnAir	45
Reflections of a Tentmaker	86

**Black Label Tents**

Black Label introduction	18
Keron & Keron GT	20
Nammatj & Nammatj GT	24
Saitaris	26
Saivo	28
Tarra	30
Staika	32
Soulo BL/Soulo	34

**Red Label Tents**

Red Label introduction	36
Kaitum & Kaitum GT	38
Nallo & Nallo GT	40
Allak	42
Jannu	46
Akto	48
Soulo/Soulo BL	34
Unna	50

**Yellow Label Tents**

Yellow Label introduction	52
Helags	54
Anjan & Anjan GT	56
Rogen	58
Niak	60
Anaris	62
Enan	64

**Blue Label Tents**

Blue Label introduction	66
Atlas	68
Altai	70
Stalon XL	72

**Shelters**

Shelters introduction	74
Tarp	76
Mesh Tent 1	78
Mesh Inner Tents	80
Mesh Ridge & Mesh Boxes	81
Bivanorak	82
Windsack	83

**Accessories** 84

**AT LEFT:** Photographer Martina Gees had plans to watch the Perseid meteor shower from 2700 m (about 8,860 ft) in the Swiss Alps, but the weather dictated otherwise. "Unfortunately at night the sky was overcast, but nevertheless I spent a wonderful night in my tent," she writes. Despite the cosmic disappointment, she still found a way to enjoy the night out, or rather, the night in her tent! Photo: Martina Gees/@colorfishes.

**COVER BACKGROUND IMAGE:** "Backyard" means something different to everyone. For Dominykas Sutkus, his backyard just happens to be in southeast Iceland, and comes complete with a glacier. And for adventures in his particular backyard, the Keron GT makes a perfect companion. Photo: Dominykas Sutkus/@dominykas.sutkus.



# About us

**IN 1971, BO HILLEBERG**, a professional forester, founded his own company, Hilleberg AB. That same year, while on a ski vacation in the Austrian Tyrol, Bo met Renate Neuner. After a couple of years, the two had fallen in love, married, and she had moved Sweden. Their marriage was the final, necessary ingredient in the mix that has become Hilleberg the Tentmaker.

Before Renate, Bo's fledgling company was primarily a forestry equipment concern, with tent making as a hoped-for sideline. An avid, lifelong outdoorsman, Bo was terminally frustrated with tents that required pitching the inner tent first and then covering it with a loose rain fly that usually displayed the same properties as a kite in

the wind. He envisioned a tent that had an outer and inner tent that pitched together, simultaneously – but he didn't have the necessary sewing skills. With Bo and Renate's marriage, conjugal and commercial became one: Renate took charge of the sewing while Bo handled design and sales, and with their combined efforts, the company flourished.

Today, family and business are still inextricably linked. Bo is Chairman, and is senior advisor to the product development team; daughter Petra is CEO of the Hilleberg Group, President of both Hilleberg AB in Sweden and Hilleberg Inc in the US; and Bo, Renate, Petra and her brother Rolf make up the governing board of directors – clearly, family synergy continues to beget success.



1971

Bo Hilleberg establishes his company, Hilleberg AB, and, on a skiing trip to Austria, meets his future wife, Renate Neuner.



1973

Hilleberg introduces the Keb, the first commercial tent to have a connected inner and outer. The simultaneous pitching of both elements of the tent make it an immediate success.



1975

Bo discovers that a certain type of silicone-coated fabric is six to seven times stronger than nearly any other tent fabric then available, and adopts it for all Hilleberg outer tents. This is the first use of silicone-coated fabrics for tents, and the beginning of the Kerlon family of fabrics.



1977

Bo redesigns the linked inner and outer tent design so that the two pieces can be disconnected. and incorporates this into a tunnel tent design.



1980

The introduction of the Keron, then and now the company's signature tent.



1987

The first generation Nallo model is introduced to great acclaim, both for its remarkably low weight and for its innovative integration of the venting system into the outer tent door.



1988

The first, extended vestibule "GT" models, the Keron GT and Nammatj GT, are introduced.



1990

Hilleberg begins making dome tents. Pictured is a multi-color Staika prototype produced in 1989 for a South Pole expedition.



1995

The Akto, a roomy, very light, solo tent with true all-season function, is an immediate hit upon its introduction.



1997

The company buys property in Estonia and begins building the new Hilleberg factory. It opens February 2, 1997. Above, Renate Hilleberg works with tentmakers at the new facility.



1998

The original Saivo debuts, and showcases the new short pole sleeve and clip system, which makes pitching tents with multiple pole crossings simpler and quicker, especially in windy conditions.



2000

2003

In 2000, Petra Hilleberg founds Hilleberg, Inc., the US subsidiary in Redmond, WA. In 2003, Rolf Hilleberg becomes Managing Director of Hilleberg the Tentmaker in Sweden.



2006

The fully modular Atlas group tent is introduced. Completely freestanding, the Atlas sleeps up to 8, and can be configured to the user's needs, with several inner tent options, and the ability to connect multiple Atlas tents.



2008

The two person Allak and one-person Soulo join the line. Both have Kerlon 1200 in their outer tents, are fully freestanding, and have integrated vestibules (2 in the Allak, 1 in the Soulo). Both are roomy, very strong, and remarkably light.



2010

Hilleberg adds the Altai, a simple, yurt-inspired and lightweight group tent. It can sleep 6 or more, or serve as a dining or gathering spot for even more. An optional inner tent and floor becomes available in 2011.



2011

The four-person Saitaris and redesigned three-person Saivo dome tents debut. Built for the most demanding conditions, both feature a new pole system combining full pole sleeves and shorter sleeves and clips, designed expressly to make pitching larger dome tents simple for one person, especially in bad weather.



2012

Hilleberg introduces its first three-season tents, the Anjan tunnel models and the Rogen dome model, built with 9 mm poles and a new, very light outer tent fabric, Kerlon 1000.



2013

Hilleberg classifies all tents into one of four Labels – Black, Red, Yellow or Blue – each representing a grouping by components and/or construction.



2015

Hilleberg introduces the Enan one-person and Niak two-person models in the Yellow Label series, and the very large, fully modular group tent Stalon XL in the Blue Label series. Petra Hilleberg takes over from Bo Hilleberg as CEO of the Hilleberg Group. Bo continues as Chairman.



2017

The original Yellow Label tents, the Anjan, Anjan GT and Rogen models get a significant redesign, and the four-person Kaitum 4 and Kaitum 4 GT join the Kaitum family in the Red Label series.



2018

The Mesh Tent 1, a very light solo mesh shelter, is introduced.



2019

The Allak family grows with the addition of the three-person Allak 3. The original Allak is now called the Allak 2. Petra Hilleberg, CEO of the Hilleberg Group and President of the company's US division, is named President of Hilleberg the Tentmaker AB, the company's European division.



2020

The Yellow Label Anaris debuts. Inspired by the first Hilleberg tent, the Keb, the Anaris is very light, very comfortable, airy, and remarkably versatile: inner and outer tents can be used separately, and both vestibule doors and outer tent walls can be fully rolled away.



2021

Hilleberg celebrates its 50-year anniversary! The Helags, a spacious and lightweight tunnel tent with dual entrance and vestibules, is added to the Yellow Label series. The Soulo BL, the Black Label version of the Soulo (part of the Red Label series) is also introduced.



2024

The new 4-person Saivo 4 is added to the Black Label series, and both Saivo models now have one standard-sized vestibule and one larger vestibule with a pole for added space and comfort. The Rogen family expands with the addition of the 3-person Rogen 3 in the Yellow Label series.



# Sustainability



Our fundamentals have always been to work in a responsible way that ensures that we make the highest quality tents possible while maintaining safe and fair working conditions, supply chain control, and having as little impact on the environment that we can. Photo: Hans De Neve/@deneve.hans.

## Working responsibly

“Sustainability” has become an important topic these days. Clearly defining the term, however, can be elusive. At Hilleberg, when it comes to our approach to sustainability, we have always found it more useful to adhere to the idea of “responsibility,” instead. More specifically, we follow our own Responsibility Code: 1) We are responsible for making the highest quality tents that do what they’re supposed to do, with no compromise. 2) We are equally responsible for using materials and practices that make as little negative impact on the world around us as possible in the process. 3) We are responsible for constantly reviewing the balance between 1 and 2, and for always working towards both greater function and less negative impact.

At its heart, our Code comes from what we have always believed about integrating nature and the outdoor life with everyday life. Years ago, Bo Hilleberg wrote, “I do know that an outdoor life’s simplicity is what is most compelling; while it is – and always has been – a revelation to me to arrive at a beautiful place and camp, it has always been at least as important to leave that spot the next day looking as though I’d never been there.” These concepts of simplicity, engagement, and leaving as little an impact as possible on one’s surroundings transfers directly to how we run our company, and they have been guiding us since Hilleberg’s inception over 50 years ago.

To this end, we strive to make the most functional, yet simplest to use, products possible; to build them so they last a long time; to make sure that they work well for what they are designed to do; and to have the capability to repair our tents when necessary. We choose materials that will fulfill our standards without compromise, but whose production has as little harmful effect as possible. We endeavor to foster long-term relationships, built on integrity, with our suppliers, our retailers, and our customers. We ensure that all those

who work for us have clean, safe working conditions, and are treated fairly and with respect. And we talk honestly about our products and how to use them.

## We stay true to ourselves

Underlying our responsibility ethos – and our sustainability program – is our purposeful choice to keep our company comparatively small and family-led. We are certainly not averse to growth, but we choose to manage it so that we can maintain the high quality of our products, of the work environment for our workers, and of our relationships with everyone we work with. These have always come first, and by keeping our company small, we can stay true to what we believe, work cleanly with our Responsibility Code, and be, in the truest sense of the word, sustainable.

## We believe where we manufacture matters

When we moved our production out of Sweden over twenty years ago, we created our own factory in Rapla, Estonia. This is where the majority of our tents are manufactured, and we also work with a few carefully selected manufacturing partners nearby in Estonia, where each tentmaker works exclusively on Hilleberg tents. In 2023, we began manufacturing our Blue Label tents at a brand new, state of the art facility in Hanoi, Vietnam which is owned and operated by our pole supplier and close partner, DAC. Manufacturing at our own factory and working with only a select few subcontractors, chosen for their superior quality, allows us to not only get the exact quality we want, but also to guarantee that all staff are treated ethically and fairly, and are provided with an excellent working environment. (For more information on our production see page 10.)

## Reducing our carbon impact: Ge Effektivt/CATF



emissions output of our company, and we then use this figure as an approximation for how much we will donate

It is important to us that we also consider the impact we as a company have worldwide, and that we do what we can to mitigate that impact. With the help of ZeroMission, we are able to calculate the carbon

through our partner Ge Effektivt, a Swedish non-profit organization. We choose to donate through Ge Effektivt – whose name translates to “Give Effectively” – because they do thorough research to find the best organizations to donate to, closely monitor all donations and projects, and most importantly, ensure that 100% of the donation reaches the intended cause, unlike many other organizations. Through Ge Effektivt’s recommendation, we have chosen to support the Clean Air Task

Force (CATF), which since 1996 has been researching clean energy solutions and ways to implement them to reduce carbon and other harmful emissions. CATF advocates for commercial-level policy changes and incentives to increase the use of emissions-reducing energy technology. To learn more, visit ZeroMission at zeromission.se, Ge Effektivt at geeffektivt.se, and Clean Air Task Force at catf.us

## We use materials with the highest function and the least environmental impact

We have always prioritized choosing materials for our tents based on their performance while making sure they have the least environmental impact possible. In addition to complying with the European Union’s regulations for chemicals, we go beyond that, and are proud to now use only PFC-free (per- and poly-fluorinated compound) materials for our tents. We have spent the past few years carefully testing all aspects of our new PFC-free materials to make sure that they fully meet all our performance and quality requirements. While PFC-free fabrics do not have the same dirt and stain repellency as PFC-treated fabrics, they have far less of an impact on the environment. And to us, the occasional chance for a minor and purely cosmetic imperfection simply does not outweigh the lasting impact caused by using non-biodegradable chemicals.



Here, team member Bram van der Kraan enjoys a ski tour near our office in Sweden. We encourage all of our staff to get outside as much as possible, partly for the firsthand knowledge that using the tents in the field provides, but also so they can simply enjoy some time in the outdoors! Photo: Bram van der Kraan/Hilleberg Team.

## We build our tents to last

Using only the strongest materials for our tents and prioritizing quality manufacturing is just one part of making sure our tents will last. Another big piece is our repair capability. From full repairs to fixing minor damage, we have both in-house repair specialists as well as a network of Hilleberg-trained repair contractors. We often hear from long-term customers who simply want their vintage but still fully functional Hilleberg tent (some are well over 30 years old) revitalized. This service not only reduces our impact on the environment, but also preserves the tents so they can be enjoyed for a lifetime of use, with the hope that they will be passed along for generations. Building a piece of gear that is meant to handle many years of use is ultimately the most environmentally responsible practice.

We also carefully choose material suppliers whom we know can work within our requirements and that fit into our Responsibility Code. Our pole supplier, DAC, is a good example. The most environmentally harmful part of aluminum tent pole production is the anodizing process, which historically has used highly toxic nitric and phosphoric acids. DAC spent many years perfecting their Green Anodizing process, which eliminates both chemicals. They have designed and built their own equipment to keep their process as clean as possible, and they pride themselves on far exceeding any governmental requirements. They have also incorporated a “Green Atmosphere” into their facilities, complete with dedicated green space and water features, built to inspire people to think more about the natural world and their place in it.

## We cultivate long-lasting partnerships

Essential to our responsibility ethos are the long-term relationships we build in all parts of our business. We have worked with DAC poles for over 25 years, and we are close friends with Jake Lah, the founder and owner. We have also worked with our main fabric supplier for at least as long, and with whom we have a similarly close relationship. With all our suppliers, we are in constant communication, and we push each other to be better in both function and processes. The resulting relationships, built over time on both loyalty and trust, allow each side to achieve more, to do so in a positive way, and with less negative impact on the world around us.

We firmly believe that our customers are our greatest asset. While many of our customers are true professionals, who do expeditions and exploring for their livelihood, most are simply people who love to be outdoors. All have chosen our tents, so all are a part of “Hilleberg.” Our goal is that anyone who is part of this Hilleberg family, no matter their skill level, can have a safe and enjoyable time in the outdoors. And in order to achieve that goal, we offer the best possible customer service to support customers during their journeys. This means providing detailed information about our products, their features and how to best use them, and answering any and all questions that might come during use in the field. To us, high quality customer service is as important to as us building a high quality tent, which is why we emphasize long-term relationships and encourage open communication, so every customer both understands and receives what they need to have another successful trip.

## Trees and tents: Vi-Skogen



full-time tent making concern. So forests have always been integral to our company. This is why we feel so

Before Bo Hilleberg started making tents, he was a forester, involved with managing forest lands in Sweden. When he started Hilleberg, it was a forestry consulting and equipment company before it became a

strongly about our partnership with Vi-Skogen, which we support by donating the equivalent of one planted tree for every tent we sell. For more than 35 years, Vi-Skogen has been contributing to improving the living conditions of over a million impoverished people living in the Lake Victoria Basin in western Africa. By planting trees and encouraging agroforestry – the planting of trees and crops together – as well as through education, Vi-Skogen helps small farmers combat poverty,

environmental destruction and climate change. Each tree planted helps control erosion, pulls CO2 from the air, reduces evaporation and water use, and gives shade, shelter and protection for other crops. Both the education and the tree planting help improve living standards, foster greater equality, and improve the environment, both locally and globally. Vi Agroforestry is a part of the UN’s Billion Tree Campaign. Read more about Vi-Skogen at viskogen.se, or in English at viagroforestry.org



# The Hilleberg principles



The rugged beauty and often unpredictable weather of Sweden's mountains inspired Bo Hilleberg to start making tents and taught him that function must always come first. This led to the development of our principles, whose balance creates a tent that can handle whatever mother nature throws at you, no matter the season. Upholding these principles ensures a successful trip no matter where you are traveling, whether that's in Scandinavia, in the UK's Lake District pictured here, or anywhere else in the world. Photo: Paul Skea.

**WE BUILD TENTS** and backcountry shelters. That's all we do, and from our first tent in 1973, we have been driven by a single, simple point of reference: define the capabilities of the tent or shelter we envision, then build it with the most advantageous balance of six essential principles for its desired performance. We believe this method of design and construction yields the highest performing backcountry shelter solutions available.

To outline a tent's capabilities, we use our Label categories: Black Label models are all-season, all condition tents ideal for any user; Red Label tents are all-season models that favor light weight over absolute strength; tents in the Yellow Label group prioritize the lightest

weight, and are geared for warmer climates and for use in snow-free times and in more protected conditions; and Blue Label models are individually task specific. Our performance "principles" – the six attributes we consider critical to superior performance – are **reliability**, **adaptability**, **ease of use**, **durability**, and **comfort**, all integrated into the optimal synthesis for the intended performance range, at an appropriately **low weight**.

Thus, Black Label models offer the highest level of these qualities. Since lighter weight is given higher priority in the Red and especially in the Yellow Label performance blends, there is some sacrifice of reliability, adaptability, ease of use and so on in these groups.

## Reliability

Simply put, you must be able to depend on your Hilleberg tent, whether it's one of our strongest, Black Label models, or one of our lightest, most minimal Yellow Label ones. We deliberately choose all materials, design elements and construction techniques – outer tent fabrics, pole diameter and guy line placement, for example – to exceed the performance parameters in each Label category.

## Adaptability

Your Hilleberg tent must perform equally well across the entire spectrum of its Label category performance range. Thus, Black and Red Label tents must be true all-season ones. Specifically, Black Label models must be fully functional in both the most and least demanding conditions. Red Label tents must be nearly as adaptable, but with the constraint of their prioritizing lighter weight over absolute strength. Yellow Label tents, designed for warmer environments and for snow free trips in less exposed terrain, must still adapt to hot or cool, rainy or dry, and windy or still conditions.

## Ease of use

No matter how reliable a backcountry shelter is, if it's complicated or difficult to put up, it plainly falls short. Every Hilleberg tent features linked inner and outer tents, which provide simultaneous pitching of both as well as the inherent simplicity that allows for simple, straightforward set-up, even in bad weather. For our Black and Red Label models, that means being able to pitch the tents easily, even in high winds and blowing snow, in the dark, alone, and while wearing heavy gloves. Our Yellow Label models, similarly, must be as uncomplicated to set up, by one person, at night, in rainy, blustery conditions as they are in calm ones.

Our philosophy is that you should be able to set up your tent by yourself, in the dark, in a storm, while wearing mittens. This is crucial when you are out and the weather turns nasty. Here Eva Capozzola sets up her Staika on Mt. Lucania (5240 m/17,192 ft) in Canada. Photo: Eva Capozzola/@evazolaphoto.



## Durability

Given its performance range of use, your tent must be able to withstand not only the daily rigors of your trips, but it must also last as long as possible. Our Black Label tents are designed and built to offer the greatest durability. Red Label and Yellow Label models are made to give the best durability possible given their lighter weight materials. At the same time, we are very conservative, so we over-test and understate the specifications of all of our tents.

## Comfort

Comfort in the backcountry is not mere "luxury"; it's basic "livability." That's why all Hilleberg tents are built with bright, spacious interiors and venting solutions that keep air flowing in all weathers. It is also why all our tents have the small details that turn a mere house into a home: well-placed interior gear pockets; clothes lines (or loops for them); and appropriately placed ring and toggle or clip and loop fasteners for open doors or vents.



Having a tent that is durable is crucial when on longer trips in remote areas, and it also provides a longer lifespan for your tent. Here Simon Jeppesen's Nammatj is shrugging off some bad weather during a crossing of the Hardangervidda in Norway together with a group of Outdoor students from the University of Southeast Norway. Photo: Simon Jeppesen/@jeppesenphotography.



In the backcountry, your tent is your home, so maximum usable space is essential to true comfort. This is especially important on extended trips. Photo: David Bittner/davidbittner.ch.

## Low weight

Making a reliable, adaptable and easy-to-pitch tent that is heavy doesn't meet our standards. But neither does creating a tent that is super light at the expense of any of our other criteria. The key to our low weight principle is that we never consider the weight an end in itself, but as the mortar that binds our other criteria together. The development of both our lightweight Kerlon 1200 for Red Label tents and our even lighter Kerlon 1000 for Yellow Label tents produced a number of choices. In both cases, we opted for the ones that best balanced light weight and strength. We could have chosen a lighter fabric, but it simply would not have met our standards. **Our ultimate aim is not to make the lightest tents, but, within their performance range, the lightest, strongest, most reliable, dependable, comfortable and durable ones.**



# Developing & manufacturing

**AT HILLEBERG, DEVELOPING TENTS** has always been driven by problem solving rather than by creating something new. Bo Hilleberg established this protocol over 50 years ago when he set out to build a tent that was easier to pitch in challenging weather. And while his solution – the linked inner and outer tent construction – was both novel and pioneering, the innovation was the result – the solution to the problem – not the cause.

Today, Bo still heads our development team, all of whom are inveterate all-season backcountry adventurers, and he – and they – still see tent development through that function-first, problem-solving lens. Bo and his team spend a great deal of time in the tents, in all seasons, so many – if not most – of our solutions are literally born in the wilderness.

From there, solutions are sketched, drawn, and digitized in our CAD system, and usable prototypes are created. This is where the development process truly begins, and every detail and every tent goes through months – and often years – of testing before it goes into production.

Of course, developing a great tent – creating an elegant solution to a problem – is one thing, but manufacturing it is another. To ensure that we can build what we envision, and do so at the level of quality we demand, we own and operate our own, ISO-9001: 2015 certified, manufacturing facility in Estonia.

While the majority of our tents are made in Europe, our Blue Label tents are made at a brand new, state of the art factory in Hanoi, Vietnam which is owned and operated by our pole supplier and close partner, DAC. This partnership allows us to have dedicated production for our larger tents to take pressure off our Estonian facility, where space limitations make it difficult to assemble and inspect the tents as efficiently as in Vietnam. Specialized sewing machines, experienced tentmakers, and excellent quality control at DAC's factory ensure that all of our Blue Label tents continue to be produced at the highest quality and in a work environment that matches the same standards found in all of our factories.

A closely interwoven development and manufacturing cycle gives us full quality oversight, and also lets us seamlessly adopt any improvement we create. Throughout the process, we are testing new materials and tent prototypes, in both high-tech labs and in year-round field use, and we are constantly reevaluating and improving our in-line models, as well. All members of the company take part in this development system both by contributing what they learn from their own wilderness trips, and by seeking out and collecting feedback from our retail partners and other Hilleberg users from all over the world.

## Development

Our development process is equally dependent on “outdoor” and “indoor” efforts. Field testing and evaluation takes place throughout the year in all conditions. Similarly, office work – whether CAD patterning, sewing prototypes, or reviewing data from the field tests – is constantly ongoing.

## Pre-Production

We order materials for every production run many months in advance, and do exhaustive quality control testing. This ensures that we can replace any inferior component long before production begins. We test all our fabrics for proper color, abrasion resistance, waterproofness where appropriate, weight and hand properties. We also test outer tent fabrics for color consistency and color resistance to light, and we test outer tent and floor fabrics for tear strength. We also make sure that poles, zippers, fasteners, webbing and the like all meet our quality criteria.

## Making the Tents

Fabric is cut according to the appropriate pattern, then all the necessary elements – fabric, zippers, and fittings – are collected, and passed on to the tentmakers. For all of our Black, Red and Yellow Label tents, a name tag inside the tent identifies the tentmaker who was responsible for the entire tent assembly process.

## Assembly & Quality Control

Every tent we make is completely set up and inspected before it is shipped. A Tent Quality Control Inspector visually inspects the inner and outer tents, puts them together, inserts the poles, installs the ground straps and erects the tent. The Inspector ensures the ground straps have the proper tension, opens the tent to check zippers and seams, then does another quality check before affixing guy lines and line runners. If a mistake is found, the tent is sent back to the production area for correction.

Once the tent is approved, it is assembled and packed with its poles and pegs, in their individual stuff sacks, and an instruction booklet is added and quality control and hang tags are attached. The completed tent is now ready for shipment to the company warehouses in either Sweden or the US.

# Materials: uncompromising quality



Every detail of every model, every seam and every fitting placement has been meticulously analyzed and tested before implementation. We continuously review all patterns and details of all models to ensure optimal performance, all so that your tent's performance is the last thing you have to worry about in the backcountry, whether you're traveling in very rough weather conditions or excellent ones, like here in Jotunheimen National Park, Norway. Photo: András Sásci.

## STRENGTH. RELIABILITY. LOW WEIGHT. DURABILITY.

These are the qualities we demand from all the materials that we use, and we have rigorous standards that every material must meet. Such materials are almost always more expensive, but they also yield a final product that substantially outperforms one made with even slightly lower quality materials. It is that kind of exceptional performance that is the hallmark of Hilleberg tents. We are also constantly testing that performance, from the strength and durability of our fabrics and poles to the reliability of our zippers, guy lines, line runners and fittings. We use lab tests and field tests, and we are always seeking better material solutions.

## Fabrics

A tent's fabrics are what protects you from the elements. In a Hilleberg tent, those fabrics must perform to exacting criteria in a number of areas, which we check in the lab, with standardized tests, as well as in the field.

Hilleberg Kerlon outer tent fabrics must meet a specific tear strength, (see “The Importance of Tear Strength” on the next page), as well as a minimum waterproofness rating, or “hydrostatic head,” and a minimum color resistance to light.

While the outer tent's fabric keeps the elements out, the inner tent fabrics must serve to keep the occupants as comfortable as possible. Our inner tent fabrics are very lightweight and both air permeable and highly breathable, so they let moisture vapor escape while keeping actual water drops from penetrating.

Also vital to the tent's performance are its floor fabrics. Ours are not only extremely waterproof, but are also highly puncture and abrasion resistant, and will stay flexible even in the coldest temperatures.

## Poles

A high performance tent must have a skeleton worthy of the strength of its skin. We use DAC poles, because we believe they offer the kind

of superior performance that our fabrics do, and on most models, we use the DAC Featherlite NSL poles. The section-connecting inserts on the NSL poles are nearly the same diameter as the pole section itself, so the poles are both significantly stronger and lighter than standard-style poles.

We select the optimal pole length(s) and diameter for each tent model, and, if necessary, we pre-bend them. 9 mm poles go into both our Yellow Label and our Red Label models because, like these models' Kerlon 1000 and 1200 outer tent fabrics, they offer plenty of strength at a very low weight. We use stronger 10 mm poles with our Black Label tents, since these are designed to handle the most extreme conditions.

## Other materials

We choose and evaluate the other materials on our tents – zippers, guy lines, pegs, and other fittings – with the same rigor we apply to fabrics and poles.

We use YKK zippers, which we have found are the strongest and most reliable available.

Our proprietary guy lines are a blend of super strong Vectran fibers and polyester, uniquely interwoven so there is no sheath to separate from the core. They are very light and strong, absorb almost no water, and have negligible stretch.

All of our tents come with the appropriate aluminum pegs: extra robust yet quite light pegs with the Black Label tents; very light and strong pegs with the Red Label tents; and even lighter but still quite strong pegs with Yellow Label models.

Smaller fittings are equally well-considered. The simple polymer line runners will hold tenaciously even on wet or frozen cord, and yet can be easily adjusted. The polymer pole clips, pole tensioner cups, the metal ladder lock buckles on pole and peg tensioners (we use metal because these buckles must be as strong as possible) and the adjustable peg loops are all immune to wet and cold, and can be operated easily, even while wearing bulky mittens.



# The importance of tear strength



For long expeditions in remote areas, you must be able to count on the quality of your gear. Hilleberg Ambassador Justine Curgenven and her team spent nearly a month pitching their Tarra and Staika tents in exposed, rocky areas in the Canadian Arctic. While all of our fabrics are extraordinarily durable and can handle years of hard use, we do also offer repair kits that you can bring with you on long journeys for in-field repairs as backup insurance. Photo: Justine Curgenven/cackletv.com.

**GREATER STRENGTH EQUALS GREATER SAFETY.** It is that simple. The stronger the fabric on your outer tent is, the less likely it is to tear because of bad weather, rough handling, or inadvertent mistakes. And Hilleberg’s Kerlon outer tent fabrics are strikingly strong. Kerlon 1800, used in our Black Label models, and Kerlon 2500, used in our Blue Label tents, have a tear strength of 18 kg/40 lbs and 25 kg/55 lbs, respectively. Kerlon 1200, found in our Red Label collection, has a tear strength of 12 kg/26.5 lbs. Even the family’s lightest member, Kerlon 1000, used in our lightest weight, three-season Yellow Label tents, has an impressive 8 kg/17.5 lbs tear strength. Even better, this strength comes in impressively low weight packages. In real life usage in the field, that combination of strength and light weight translates into tents that, in our opinion, outperform those made with other fabrics. Indeed, many common tent fabrics today, especially those that are polyurethane coated, have a tear strength of 2 to 3 kg (4.4 to 6.6 lbs).

### The Silicone Connection

In 1975, Bo Hilleberg received a sample of a new, lighter, more waterproof fabric. When Bo cut the edge of the sample and tried to tear it, he couldn’t. The fabric, Bo learned, was coated with silicone, rather than the usual polyurethane. And while this new fabric was indeed very light and waterproof, it was also exceptionally strong. It was exactly what Bo had been looking for, and our Kerlon fabrics were born.

Not all silicone-coated fabrics are created equal, however. Our Kerlon fabrics are coated, on both sides, with a total of three layers of 100 percent silicone. Certainly they are completely waterproof and very light, but our process also imparts a strength to the base material that is an order of magnitude greater than is possible with the more common polyurethane coating process. Perhaps more importantly, our coated Kerlon fabrics are also far, far stronger than so-called “siliconized” materials, which typically employ a coating mixture of silicone and other compounds. This means that we can start with lighter weight base fabrics and still produce outer tent materials that are stronger overall, and, in the case of Kerlon 1200, 1800 and 2500, that are stronger than a great many of the so-called “expedition grade,” heavy duty tent materials on the market (even our lighter Kerlon 1000 fabric is more robust than some of those fabrics). The result: if your outer tent does suffer a puncture, our high tear strengths make it far less likely that the puncture will develop into a trip-ending slash. Such high tear strength is like insurance: It is much better to have it and not need it than to need it and not have it, especially since this “insurance” adds no extra weight, and increases the durability and longevity of your tent, as well.

# Hilleberg fabric specifications


		BLACK LABEL	RED LABEL	YELLOW LABEL	BLUE LABEL
OUTER TENT	Name:	Kerlon 1800	Kerlon 1200	Kerlon 1000	Kerlon 2500*
	Fabric:	40 D High Tenacity Ripstop Nylon 66	30 D High Tenacity Ripstop Nylon 66	20 D High Tenacity Ripstop Nylon 66	70 D High Tenacity Ripstop Nylon 66
	Treatment:	100% silicone coated on both sides with a total of 3 layers. Treated for UV resistance during dyeing and coating.			
	Weight:	55 g/m²     1.62 oz/yd²	49 g/m²     1.45 oz/yd²	40 g/m²     1.18 oz/yd²	78 g/m²     2.30 oz/yd²
	Tear Strength:	18 kg/40 lbs (ISO 13937-4)	12 kg/26.5 lbs (ISO 13937-4)	8 kg/17.5 lbs (ISO 13937-4)	25 kg/55 lbs (ISO 13937-4)
	Hydrostatic Head:	5500 mm/54 kPa (ISO 811)	5000 mm/49 kPa (ISO 811)	5000 mm/49 kPa (ISO 811)	5000 mm/49 kPa (ISO 811)
INNER TENT	Fabric:	40 Denier Ripstop Nylon	30 Denier Ripstop Nylon	10 Denier Ripstop Nylon	The Atlas and Stalon XL inner tents are made with the Black Label inner tent fabric. The Altai inner tent is made with the Red Label inner tent fabric.
	Treatment:	Durable Water Repellent (DWR)			
	Weight:	43 g/m²     1.27 oz/yd²	35 g/m²     1.03 oz/yd²	21 g/m²     0.62 oz/yd²	
FLOOR					
	Fabric:	100 Denier Nylon	70 Denier Nylon		The Atlas floor and the Stalon XL floor are made with the Black Label floor fabric. The Altai floor is made with the Red Label floor fabric.
	Treatment:	Triple-coated polyurethane			
	Weight:	110 g/m²     3.24 oz/yd²	90 g/m²     2.65 oz/yd²		
	Hydrostatic Head:	20,000 mm/196 kPa (ISO 811)	15,000 mm/147 kPa (ISO 811)		
	Miscellaneous:	Highly puncture & abrasion resistant.			

\* Except for the Altai UL outer tent, which is Kerlon 1200

We use one of the certification standards from the International Organization for Standardization (ISO) to establish our fabric's waterproofness. Other, less reliable testing procedures could conceivably produce much higher figures, but since there is no industry-wide standard, we chose the worldwide, ISO method. This can make comparing different brand's figures difficult.

Because we are committed to longevity in our products, we also test fabrics after they have been exposed to weather and mechanical wear so that, beyond their guaranteed initial waterproofness, our fabrics will perform well even after some time of use.

Photos (from left): Sven Clausen/@yavenberlin, Tilmann Graner/foto-tilmann-graner.de, Jon Dykes/Hilleberg Team, Tyler Lofquist/Hilleberg Team.





# The Hilleberg difference...

**AT HILLEBERG, “COMFORT”** is a major performance attribute, because in a tent, comfort is not about luxury. It’s the comprehensive measure of a tent’s overall performance, since it includes everything from keeping you dry when it’s wet and comfortable when it’s warm, to how much room there is to sort gear or move around. We achieve such “comfort” by considering seemingly small things in every aspect of every tent.

We favor double wall tents not only because they offer the greatest ventilation and breathability possibilities – and overall comfort – but also because they provide the greater confidence of having two layers of protection between you and the elements.

We link the inner and outer tents and put the poles on the outside so that a broken pole is less likely to compromise the tent’s integrity, and so that the tent goes up in one step. That single step pitching means you can get out of the weather quicker, and stay drier longer.



## Inner & outer tents can be used separately

By disconnecting the inner and outer tents, you can use the inner tent on its own for protection from insects in warm and dry conditions while the outer tent makes an excellent protected group gathering space. Photo: Tom Timmerman & Sabine Röell/@tenmillionturns.



## Roomy vestibules and spacious, bright interiors

Our vestibules provide both gear storage and protection for the inner tent door, and our extended vestibules, as in this Nammatj GT, add even more space for gear. Interiors offer plenty of room so you can get a good night’s sleep, lounge, or weather storm days in comfort. Photo: Børge Sollie.

It means your inner tent stays dry when you are setting up camp in wet weather. It also means you can quickly put up your tent during, say, a midday break, disconnect the inner tent, and you’ve got a dry, roomy shelter from wind and weather.

We make sure that all models are at least big enough for their intended number of occupants and their gear. Our inner tents are designed with as near vertical inner walls as possible to create the maximum usable space and headroom without adding weight, and their doors figure prominently in the tents’ ventilation systems.

These considerations – and those detailed here on these pages – are only some of the details found on our tents. Others include zipper flaps to help protect the zipper; toggle and ring or pole clips for securing rolled away doors in both outer and inner tents; and pockets and either a clothesline or loops for a clothesline in all inner tents.



## Well thought out doors


Allow full and easy access, and can be configured in multiple ways to adapt to changing weather conditions. Photo: Joakim Østhus.

# ...is in the details



## Linked inner & outer tents

Linked yet separable inner and outer tents are a Hilleberg hallmark. We sew heavy duty loops with toggles onto the inner tent, and place corresponding rings along the pole lines inside the outer tent. The toggles can be detached and reattached very easily, and the system not only allows you to use inner and outer tents separately, but also to customize your inner space.



## Pole systems

Pole system function is tied to how the tents are used. On our tunnel tents and some of our small dome tents, we use a single-opening, continuous pole sleeve and pole tensioner system that is geared for mobile journeys or where light weight is the highest priority. On our smaller all-season dome tents, we use our short pole sleeve and clip system, where a sleeve on each side of the tent holds the pole ends, and precisely placed clips secure the tent to the poles. Larger dome models employ a combination of full sleeves, shorter sleeves and clips, and adjustable pole tensioners, a system that is designed specifically to make pitching larger dome tents simple for one person. All systems provide great strength and quick pitching, and all can accommodate double poles.



## Ventilation systems

Good ventilation is crucial, so we incorporate use-specific venting systems into all of our tents. Our all-season tents, built for year ‘round use, have outer tents that go to the ground for maximum weather protection, highly adjustable vents built high up in the tent, and inner tent mesh areas that can all be covered with adjustable fabric panels. Our 3-season tents, which are designed for warmer weather and snow-free use, have constant air flow, thanks to fixed inner tent mesh areas and full-time venting built into their outer tent walls.



## Pole sleeves

Pole sleeves are integral to almost all of our tents. We use a 100 denier high tenacity nylon. This material is easily tough enough to handle the strain of pole movement when pitching or taking down the tent. We also make the sleeves wide enough to accommodate two poles, which is a good option for the most extreme conditions. The raised profile of the sleeve makes it easy to insert the pole, and protects the seam against wear. And separate pole sleeves keep the poles off the tent fabric for extra safety.



## Adjustable peg attachments

Adjustable peg attachments allow for the utmost in pitching precision. Pegging out the adjusters when they are set to their longest position and then tightening the webbing strap adds tension and contributes to providing maximum stability.



## Seams

We carefully select the thread we use for strength and durability, and we always use a flat fell-seam. This means that every stitch goes through four layers of fabric, ensuring both strength and water resistance. Additionally, our sewing machines employ cooling jets around the needles, preventing heat-producing friction that could enlarge the stitch holes. The end result is a very precise, very reliable seam that has remarkable durability and water resistance.



## Guy lines & attachments

Guy lines are essential for stability in rough conditions, so we equip every tent with them. On tents with continuous pole sleeves, each guy line has two attachment points, which evenly spreads the tension load. On dome tents using our short sleeve and clip or our full sleeve plus sleeve and clip systems, many attachment points are designed to be wrapped around poles or pole crossings, adding even greater strength. The cord itself is light, strong, absorbs little water, and has minimal stretch. It is a proprietary interwoven blend of polyester and Vectran, a high-performance liquid crystal polymer yarn that is, pound for pound, five times stronger than steel.



## Adjustable pole tensioners

Found on all Hilleberg tents with full or three-quarter length pole sleeves, our pole tensioners allow for optimal tension to be applied to the poles. Once the pole is seated in the plastic cup, tension is added by simply pulling the webbing strap until the bottom of the pole cup is level with the bottom of the outer tent and the back of the pole cup is tight against the tent wall. The tensioners are easy to operate – even while wearing big gloves or mittens – and their plastic cups have room for dual poles.



## “Locking” zipper system

On our outer tent doors, we use specially designed zipper pulls that have a ring which mates with a red toggle at the base of the zipper. This system effectively locks the zipper in place, preventing any zipper creep in high winds, and is both simple and quick to engage and release.



## Reflectors

Every tent has multiple reflective strips. These are strategically placed around the tent, high up, so that they will catch even a small amount of light. Unlike some reflective systems, ours does not require a direct “hit” with a light beam to be seen.



# Choosing the right Hilleberg tent

**THERE REALLY IS** no “best” Hilleberg tent for you, but there is a “right” one. We created our Label system specifically to make choosing that “right” tent as easy as possible.

### Find which Label best meets your needs

First, make a realistic assessment of how you most often will use your tent. This is less about whether you backpack, climb, ski tour, and so on, and more about when, where and how you do it, as well as how often and how hard. In general, the more demanding your usage, the more you need overall strength, ease of use and reliability. Similarly, the more diverse your usage – being out in all seasons and conditions versus only traveling in the warmer months – the more adaptability you need. And while a lighter tent weight is nearly always an important criteria, if your usage will be quite demanding and/or quite diverse, choosing the lightest weight option can be a poor decision (see “The lightest weight trap,” below).

In each of our Label categories, we have tried to find the best balance of strength and light weight for their intended performance range. **BLACK LABEL** tents have the greatest strength, ease of use, reliability and adaptability. These models will perform well in any condition, anywhere, any time of the year. If you don’t need that level of performance, but still will encounter challenging conditions in all seasons, consider the **RED LABEL** models. If you know that your usage level will be light, and in warmer, less extreme conditions, choose a **YELLOW LABEL** tent. Our **BLUE LABEL** models are the specialists, for when a specific task is the main priority.

Consider your own inclinations, as well: if strength, ease of use, and comfort are more important to you, go Black Label. If those things are slightly less important to you than lighter weight, think Red Label. And if you simply want the lightest weight possible, regardless of the sacrifice in strength and comfort, look at Yellow Label models. Keep in mind, however, that any tent whose outer tent (also called a fly) does not go all the way to the ground could be susceptible to letting in wind-driven rain and splashing water. If you spend a good deal of time, even in so-called 3-season conditions, in driving rain, or high winds and rain, then one of our Black or Red Label all-season tents – all of whose outer tents go completely to the ground – would be a better choice. If you have any doubts, we strongly urge you to go “up” a Label.

### Choose size, construction, and specific features

Some people prefer a room of their own; some want to share their tent with one or more partners. And while all our tents are built to accommodate their stated number of occupants plus gear, going up a size offers significantly more comfort with very little extra weight. Your physique is a factor, as well: bigger and/or taller users may find some models more suitable than others (see “Sizing up your tent,” below).

If you do more “mobile journeys,” where you take down and pitch the tent every day, our tunnel tent models offer the best space to weight ratios, and so are ideal for those who carry everything all the time. If you tend to establish a base camp and do shorter trips from there, then a dome tent’s static strength and ability to handle snow loading when left unattended may be the best choice. Within our dome models, we distinguish between “self supporting” tents, where the vestibules need to be pegged out, and “freestanding models,” which have integrated vestibules and require no



Our Red Label tents will handle most conditions you could encounter year-round, but if you are expecting to be out in the very worst weather and terrain most of the time, our Black Label tents are a better option. Here, both the Red Label Nallo and Black Label Nammatj are used in Baffin Island’s arctic landscape. Photo: David Reid.

pegging for pitching. The latter are often better choices where there are limited pitching possibilities, such as rock slabs and gravelly soil. Again, factor in your own personal likes. Some people simply prefer tunnel tents over dome tents, or vice versa.

Access is another consideration: single entrance models are generally lighter, while dual door/dual vestibule tents offer greater convenience, more storage, and, in some cases, more venting options. Taller people also often find them more comfortable, since a two door inner tent has more usable space. Extended vestibule models are another option. These can be ideal for gear-intensive use, for trips with dogs or families, or for more backcountry lounging opportunities. The downside: a larger pitching footprint, and some extra weight.

In the end, only you can decide which tent is right tent for you, but since it will literally be your home in the backcountry, we urge you to choose wisely! Read more on our website **HILLEBERG.COM**.

### THE “LIGHTEST WEIGHT” TRAP

**SELECTING A TENT** or shelter simply because it has the lightest weight is rarely a good idea. Our Tarps offer a super light solution, and many people use them quite successfully, but there is a decided sacrifice in strength, durability, and comfort. Riding out truly bad weather with such minimalist protection can be miserable, if not downright dangerous.


You have to determine the lowest level of strength you are willing to accept. A good approach is to think about what “light weight” is for what you will be doing: that metric is different for someone who spends a majority of the time in big mountains, above tree line, in all seasons and all weather conditions, than it is for someone who stays in forested, rolling terrain in the summer. In general, the lighter the tent, the less features it will have and so, consequently, the less comfort it will offer – and possibly the less security it will give you in adverse conditions. Extra strength and security “costs” weight, and if you need it, then you need it.

# The Hilleberg Label System

## BLACK LABEL

Pages 18 – 35

- » Our strongest, most adaptable, most comfortable all-season tents.
- » Ideal for any trip, anywhere, in any weather condition and in any season.
- » The easiest to handle of all our tents, perfect for both new users out for their first adventure and for highly experienced expedition teams.

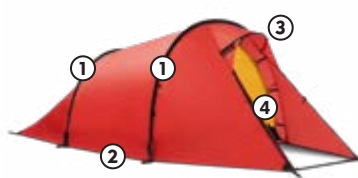


- » Kerlon 1800, our strongest, all-season outer tent fabric.
- » 10 mm poles.
- ① Poles of equal length.
- ② Outer tent goes to the ground.
- ③ Minimum of 2 full vents.
- ④ All mesh areas can be covered completely.

## RED LABEL

Pages 36 – 51

- » All-season tents that prioritize light weight over absolute strength, adaptability and overall comfort.
- » Ideal for all-season trips where light weight is a priority and where the conditions may be all but the most challenging.
- » For users who don’t need the strength of Black Label models, or who are willing to give up strength and comfort for lighter weight.



- » Kerlon 1200, our lighter weight, all-season outer tent fabric.
- » 9 mm poles.
- ① Poles may be different lengths to save weight.
- ② Outer tent goes to the ground.
- ③ Minimum of 1 full vent.
- ④ All mesh areas can be covered completely.

## YELLOW LABEL

Pages 52 – 65

- » Our lightest weight tents, engineered for warmer climates and for the snow-free months of the year.
- » Ideal for warmer weather trips where the lightest weight is the highest priority.
- » For users who simply want the lightest weight and are willing to sacrifice comfort and strength for that goal.



- » Kerlon 1000, our lightest weight outer tent fabric.
- » 9 mm poles (except for the Anaris which uses trekking poles).
- ① Poles may be different lengths to save weight.
- ② Outer tent may not go all the way to the ground in some models.
- ③ Venting incorporated into design.
- ④ Mesh areas are always open.

The tents above are representative of each Label: every model in each Label has all the same characteristics that are listed here. We chose these models to show the differences between the Labels because they are, in many ways, each Label’s version of the same tent.

## BLUE LABEL

Pages 66 – 73

- » Our specialized tents, each designed and built for a specific purpose.
- » Current Blue Label models shown at right.



All-season, modular, dome group tent

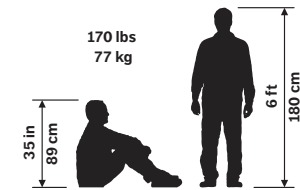


Very light, all-season, yurt-style group tent



Very large, all-season, modular group tent

### Sizing up your tent



“Chris” is seated (or standing, if appropriate) in all the floor plan drawings on the model pages. His measurements can serve to offer you a good idea how you might fit into each model.



# BLACK LABEL

**Black Label tents are the best choice if you want the most comfort and greatest ease of handling, and/or if absolute all-season strength is your highest priority.**

**OUR MOST VERSATILE TENTS**, Black Label models will handle any terrain or weather condition, from the mildest to the most demanding. Their simplicity, ease of use, and comfort make them perfect not only for any trip in any season, but also for general use in less challenging situations, and for less experienced users. Their strength, stability, and roominess, meanwhile, make them the best choice for long term, demanding, all-season use in the

harshest conditions – exposed and/or above tree line terrain, continuous heavy snow conditions, high-grit environments like deserts, beaches, and playas, and the like. Their extra durability increases longevity, and reduces the risk of problems, especially on longer adventures in remote areas, where repair opportunities may be limited.

## Keron & Keron GT – pg. 20



- » Available in 3 & 4 person sizes
- » 2 entrances/2 vestibules
- » 1 extended vestibule on GT version

## Nammatj & Nammatj GT – pg. 24



- » Available in 2 & 3 person sizes
- » 1 entrance/1 vestibule
- » Extended vestibule on GT version

## Saitaris – pg. 26



- » 4 person
- » 2 entrances/2 vestibules
- » 1 extended vestibule

## Saivo – pg. 28



- » Available in 3 & 4 person sizes
- » 2 entrances/2 vestibules
- » 1 extra large vestibule

## Tarra – pg. 30



- » 2 person
- » 2 entrances/2 vestibules

## Staika – pg. 32



- » 2 person
- » 2 entrances/2 vestibules

## Soulo BL – pg. 34



- » 1 person
- » 1 entrance/1 vestibule

**Black Label tents are constructed with our strongest materials:**

- » Outer tent in our Kerlon 1800 fabric, with an 18 kg/40 lb tear strength.
- » 10 mm poles.
- » 3 mm Vectran & polyester guy lines.
- » Our most robust inner tent and floor fabrics.
- » Heavier duty zippers.
- » Y-Pegs, our strongest pegs.

**Black Label tents are designed to maximize strength, ease of use and comfort in all seasons and all conditions:**

- » Outer tent goes all the way to the ground for all-season protection.
- » Same-length poles throughout make for simple set up.
- » Multiple vents high up offer ventilation even if the tent is dug down into the snow.
- » The interior is designed to offer the greatest usable space.

*Black Label tents are built with our strongest materials, have the most features, and provide the most comfort. During a 27-day expedition in the Canadian Arctic, sea kayaker and Hilleberg Ambassador Justine Curgenven and her team "paddled alongside stunning mountains, pulled our kayaks over ice floes and dodged polar bears," she writes. They relied on a Staika and Tarra for protection during bad weather days as well as for the greatest comfort and convenience every day. Photo: Justine Curgenven/cackletv.com.*



Black Label tents are perfect for pleasant trips in fine weather, where comfort is paramount, and are equally well-suited to adventures in the most challenging terrain, and the most demanding weather, in any season.

*Renowned polar specialist, climate analyst, and Hilleberg Ambassador Sebastian Copeland counts on the strength of Black Label Keron GT tents to keep both himself and his clients safe while traveling in some of the most extreme conditions in the world. "Hilleberg was well represented at the pole, as usual. Always good to be on the southern ice again," he wrote following a successful expedition in 2023. Photo: Sebastian Copeland/sebastiancopeland.com.*





KERON  
KERON GT

BLACK LABEL

3 & 4 person

Two vestibule all-season tents that offer great strength, maximum space and comfort, and are perfect for any outing in any condition.

Colors:  
green, red, or sand



KERON

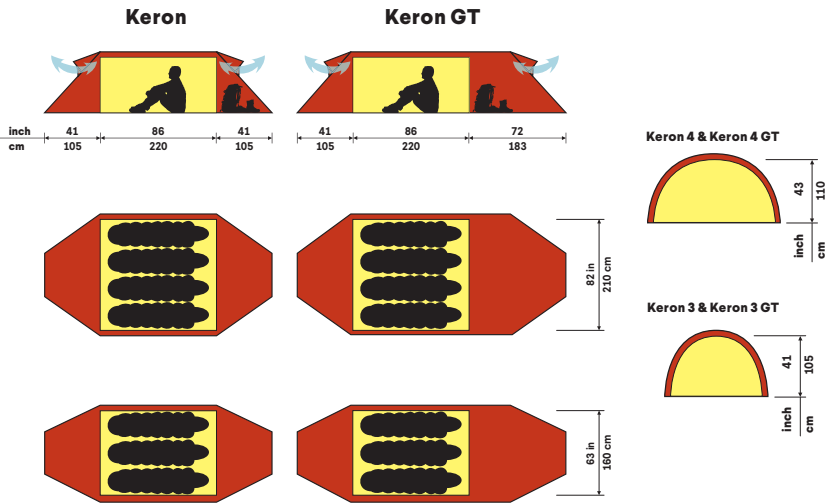


KERON GT

WHEN WE FIRST INTRODUCED THE KERON, it quickly became – and remains today – the standard tent for polar expeditions because of its superb durability, excellent stability in high winds, roomy interior, and simplicity. These same traits have made Keron and Keron GT models ongoing favorites of anyone wanting a tent that is exceptionally sturdy yet relatively light in weight, that will work for any situation, and that will handle many years of use. This includes both “professionals” – mountain guides, forest rangers, search and rescue teams, military special operations units, and the like – as well as families, hikers and other “regular” users.

Both Keron and Keron GT models are admirable choices for any backcountry adventure, from demanding, extended winter expeditions, to long or short rambles in mountains and/or forests, to casual coastal jaunts, to relaxed overnight camping outings in your local recreation area.

The extended vestibule, GT versions are especially good choices for dog mushers and cycle tourers because the extra large vestibule allows plenty of storage space for sled or bike equipment. In fact, you can park two bicycles in the Keron 4 GT’s vestibule!



Eric Larsen is a highly accomplished polar explorer and author, and he holds the title of being the first and only person to reach the North Pole, South Pole and the summit of Mount Everest within one year. Here, the northern lights dance above his home away from home, the Keron GT, in Yellowknife, Canada. Photo: Eric Larsen/ericlarsenexplore.com.

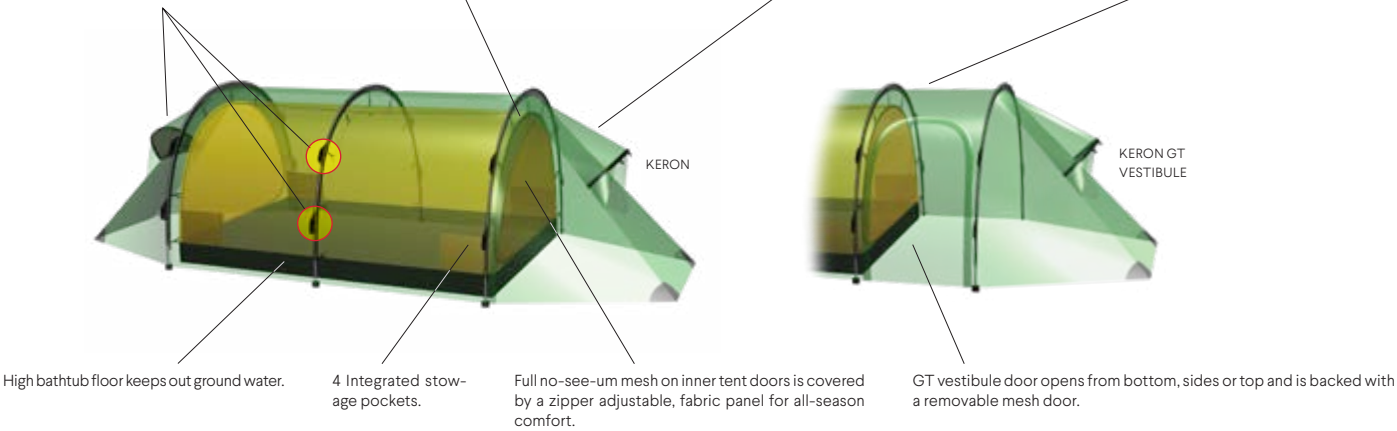
Keron & Keron GT Details

Guy lines on the vestibule vent hoods and looped guy lines affixed to twin attachments on each side of each pole increase stability in poor conditions.

Large flaps protect zippers from the rain.

Adjustable vents on the ends are backed with adjustable no-see-um mesh and air-permeable snow-proof panels, both of which are accessible from inside or outside the tent.

Extended vestibule on the GT version allows for greater storage space and flexibility.

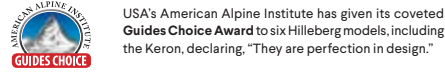


- » Kerlon 1800 outer tent fabric and 10 mm poles make for an exceptionally strong and stable tent.
- » All-season construction: outer tent walls extend to the ground and mesh areas are backed with adjustable fabric panels.
- » Tunnel construction offers maximum space to weight ratio and is the ideal choice for mobile journeys.
- » Both Keron and Keron GT have plenty of room for the stated number of occupants and their gear.
- » Linked but separable inner and outer tent for simultaneous pitching.
- » Tunnel design requires only four pegs for pitching, and the simple, single-opening, continuous sleeve and pole tensioner pole system is quick to pitch and remarkably stable.
- » Dual entrances and vestibules ensure that one door can always be situated out of the wind and provide flexible entry/exit and storage options.
- » One standard and one extended vestibule in the Keron GT afford even more gear storage and comfort.
- » An optional footprint covers the entire area of the outer tent, including the vestibules. It connects directly to the tent, and can be left attached during pitching.
- » The outer and inner tents can be used separately. Pitching the inner tent alone requires 6 optional pole holders (sold separately; see page 84).

Keron means "grouse" in Sami, the language of the people indigenous to northern Scandinavia.

	Keron 3	Keron 3 GT	Keron 4	Keron 4 GT
Minimum Weight	3.4 kg/7 lbs 8 oz	4.1 kg/9 lbs 1 oz	4.0 kg/8 lbs 13 oz	4.6 kg/10 lbs 2 oz
Packed Weight	4.2 kg/9 lbs 4 oz	5.0 kg/11 lbs	4.7 kg/10 lbs 6 oz	5.5 kg/12 lbs 2 oz
Inner Height	105 cm/41 in	105 cm/41 in	110 cm/43 in	110 cm/43 in
Inner Tent Area	3.5 m <sup>2</sup> /37.7 ft <sup>2</sup>	3.5 m <sup>2</sup> /37.7 ft <sup>2</sup>	4.6 m <sup>2</sup> /49.5 ft <sup>2</sup>	4.6 m <sup>2</sup> /49.5 ft <sup>2</sup>
Vestibule Area	2 x 1.3 m <sup>2</sup> 2 x 14 ft <sup>2</sup>	2.7 m <sup>2</sup> + 1.3 m <sup>2</sup> 29 ft <sup>2</sup> + 14 ft <sup>2</sup>	2 x 1.6 m <sup>2</sup> 2 x 17.2 ft <sup>2</sup>	3.3 m <sup>2</sup> + 1.6 m <sup>2</sup> 35.5 ft <sup>2</sup> + 17.2 ft <sup>2</sup>
Outer tent fabric	Kerlon 1800	Kerlon 1800	Kerlon 1800	Kerlon 1800
Poles (10 mm)	3 x 328 cm 3 x 129.1 in	4 x 328 cm 4 x 129.1 in	3 x 368 cm 3 x 144.9 in	4 x 368 cm 4 x 144.9 in
Pegs	18 Y-Pegs	22 Y-Pegs	18 Y-Pegs	22 Y-Pegs
Packed size* Length x diameter	53 cm x 19 cm 21 in x 7.5 in	53 cm x 20 cm 21 in x 8 in	53 cm x 22 cm 21 in x 8.5 in	53 cm x 23 cm 21 in x 9 in
Every Hilleberg tent comes with outer tent, inner tent, guy lines with line runners, poles, pegs, stuff bags for tent, poles and pegs, spare pole section, repair sleeve and instructions. * "Minimum Weight" refers to the outer and inner tents and the poles only. "Packed Weight" includes all items that come with the tent. * "Packed size" is measured with the poles and pegs, both in their bags, rolled into the tent inside the tent bag. Packing the tent and poles (both in their respective bags) into your pack separately will yield a significantly smaller tent package, and a pole package that can be easily slid into a corner of your pack. Our poles all fold to 43 cm/17 in. All product features and measurement values, including tent weight and pole length, may vary somewhat from what is shown in our catalog, other printed items, and on our web site. Such differences can occur because of alterations in the design and production process and/or natural variations in the materials. Fabric dyes have natural variations, so the actual tent color may look slightly different from what is pictured here or on our website.				

Keron & Keron GT awards



USA's American Alpine Institute has given its coveted **Guides Choice Award** to six Hilleberg models, including the Keron, declaring, "They are perfection in design."



The readers of Swedish outdoor magazine *Friluftsliv* voted the Keron models their favorite tents.



Germany's highly regarded magazine *Outdoor* awarded the Keron 3 GT its prestigious **Editor's Choice Award**.



The Keron/Keron GT has been awarded **Gear of the Year** four times by the readers of Germany's *Outdoor* magazine.



VOICES FROM FRIENDS: Felicity Aston



**FELICITY ASTON** is a polar explorer, meteorologist and climate researcher, as well as, among many other things, the first woman to ski across Antarctica solo. Although it can vary, she typically spends an average of a third of her year outside, in a tent. She has planned and lead countless expeditions, and for her contributions to the field of polar exploration has been awarded The Queen's Polar Medal and been appointed MBE, or Member of the Order of the British

Empire. But even with such deep experience and clear success, she still had to fight through profound feelings of self-doubt.

During the very first moments of her solo ski trip in Antarctica, she was in near-panic. "I just remember, up until that point, I thought I had prepared really well. I put a lot of energy into thinking 'what else can I do to prepare?' And everything I could think of I had done. So I thought 'I'm really prepared for this,'" she explains, "And then in those first seconds, my whole world crumbled. I realized I'm not prepared at all, I'm not ready, I'm not prepared, I don't know what to do." Despite being perfectly qualified for the trip, there was no way that Felicity could have known how she would react when she was finally there, alone.

"Antarctica is a different league in terms of isolation. You haven't even got bacteria around you," she laughs. But something about the vastly empty and frigid climate continues to draw her back. It rouses something within her that is difficult to put into words. "It really makes you see how tiny we are just against the forces of nature on our own planet, never mind everything that lies beyond our own planet...We're so tiny and so vulnerable and yet there we are. We found a way not only to survive and thrive in an environment where we're not supposed to be, but to understand it, to peel back the layers of its mystery and to understand how it works [from] the beginning to the end of that environment. I think that's incredible," she says.

Before Felicity became a successful professional polar explorer and research scientist, she was a teenager who had to endure some less than spectacular trips into the outdoors. Around age fifteen or sixteen, she was involved in an outdoor program as part of The Duke of Edinburgh's Award, which offers youth an opportunity for

development outside of a classroom setting. Felicity's journey was not exactly the positive learning experience she was hoping for. "Most peoples' experience if you ask them about the Duke of Edinburgh, they remember somewhere soaking wet in the rain trying to get a tent up. And that's exactly what happened to us...It was trying to get a tent together in the pouring rain and there are all these poles and separate flysheets that wouldn't attach and all that kind of thing," she recounts.

"I had a whole raft of less-than-ideal tent experiences. And then when Hillebergs came along it was a proper epiphany moment for me," she says. She started using Keron GT tunnel tents at the very beginning of her career, and immediately found they were far superior to the complicated tents she had experienced in her youth. Their simple, quick to pitch and extremely strong construction made them ideal for polar expeditions, where she and her team must move camp nearly every day, and whiteout storms can come up at any time. "Putting the tents up and down becomes second nature; I mean it's like making yourself a cup of coffee. That's what you do

every single day, the first thing of the day is you take the tent down and pack up the camp," she says. For 20 years, Felicity has used only Hilleberg tents. "It's not a piece of equipment anymore because your life depends on it. There's a deeper connection there," she says.

Felicity knows her tents will stand up to even the harshest weather during any expedition, anywhere. The only troubling landscape is inside of her head. Having to maintain her composure while combating feelings of self-doubt is the most draining aspect of her work. "Those are the moments where I am closest to giving up," she

says. And while at times, the next endeavor has felt utterly impossible, she finds the motivation to continue on. "The time is never right, there is never a perfect time to do anything. I've put together an expedition and found a sponsor for it in the middle of an economic recession, in the middle of a global pandemic, there is no perfect time. You just have to go for it," she says.

The scientific data she gathers on her trips is at the core of what she does. But the importance of the human connections she makes also cannot be understated. They too are a key reason why she continues to return to the outdoors. "The relationships that I've had on expeditions have been as amazing as the places and the experiences," she says. "Every expedition, every experience, changes us all. That's why it's so brilliant," she says. On each journey, she has learned something new about the environment around her, the people she's been with, and also herself.

The relationships that I've had on expeditions have been as amazing as the places and the experiences. Every expedition, every experience, changes us all. That's why it's so brilliant.

– Felicity Aston



IMAGE AT TOP OF PAGE: "I wouldn't say boo to a goose," Felicity says of her younger self – a British expression for being shy. Now, she leads teams that take on some of the most inaccessible areas of the world.

LOWER IMAGES, CLOCKWISE FROM LEFT: For Felicity, Hilleberg tents aren't simply a space to stay for the night, they are home for months at a time. In the conditions she often travels in, Keron GT tents offer comfort, warmth and, most importantly, safety. ♣ The weather in Iceland, where Felicity spends quite a bit of time training for polar expeditions, is very extreme. She and her team often end up stormbound in their tents, which actually makes for great team-bonding time. ♣ Felicity has assembled a number of women-only teams, something she thinks shouldn't be surprising. "The day when I put together an all women's team and nobody bats an eye, that would be a great day," she says. ♣ All Black Label tents have vents placed high up to provide airflow even in accumulating snow, something Felicity greatly appreciates during her trips, where tents can often get nearly buried. ♣ "Incidentally, as it stands today, me and my expedition were the last to be at the North pole. That's a footnote in history I really would rather not have," Felicity says.



VOICES FROM FRIENDS: Björn Nehrhoff von Holderberg

**BJÖRN NEHRHOFF VON HOLDERBERG** is a remarkably humble photographer, kayaker, hiker, biker, and author of thirteen books. He has published hundreds of images and narratives from his over two decades of travels in countless magazines across Europe. Despite his evident talent and great success, he downplays his achievements. "Anyway, it's not writing for the Nobel prize, it's just pretty normal," he says. But Björn's ability to capture a landscape and its mood is anything but 'normal'. When he decided to study forestry at school in Munich, it seemed like a reasonable way to turn his love for the outdoors into a career. But after earning his degree, he went on to do advertising work for magazines. "It was really boring," he says. He recalled childhood memories in Germany's countryside, excitedly carrying his blow-up kayak all the way to the lake to paddle on his own. He yearned for something more fulfilling, a way where he could work and play at the same time, so he decided to start doing freelance travel photography and writing.

His work would eventually be published in magazines such as National Geographic, Outdoor Magazin and Globetrotter Magazin, among many others. Wherever he goes, photography is his priority. "I don't do any trip without thinking about taking some pictures at least," he says. But it's not simply a job to do, or a task to complete – it's an art form that he can completely immerse himself in. "I can get up and photograph for five hours sometimes. I am so intensely focused on taking pictures and always moving around, that I don't even recognize the time passing by," he says. He often travels alone, because it's easier for him to dedicate himself completely to what he's doing. "I like being out with people, but I also love to be outside myself. I love the silence, and you can do 100% what you love. I always get up before the sun even gets up, and most other people can't follow that habit," he says.

Lots of his journeys are around his local area, where he enjoys finding new ways to look at the familiar beauty. "Even here in Germany where I live, it's pretty flat, but it could be interesting too," he says. "I just feel at home when I go outside. It doesn't matter if I go into the forest or hills somewhere it's like, immediately, I feel like I am at home." He also has taken trips to Belgium, Sweden, Norway, Scotland, China and Canada, to name only a few, and has traversed all kinds of different landscapes. "I like mountains, I don't climb, but I do a lot of hiking. It could be an ocean, a lake, it's nice everywhere and I'm easy to please," he laughs. And part of the reason he finds himself so at home wherever he goes are his Hilleberg tents.

I love to be outside. I just love to be in silence and have the feeling of just being out yourself. Maybe that's why I love landscape pictures without people the most.

– Björn Nehrhoff von Holderberg

Björn started using them "a pretty long time ago," he says laughing. "I don't even remember, I think it must be 20 years ago. At that time I think they were already very famous. They are one of the best tent makers." For his many solo trips, he has a few true solo tents that he chooses between: an Enan, Soulo, or his current favorite tent, the Unna. "It's very light and easy to pitch up, and for kayaking it's perfect." His other models – the Allak, Staika and Nallo – make excellent choices when he needs a little more space, like for the times when he takes trips with his wife. "It's nice to have such an array of tents to choose from," he says.

He's seen bad weather but, with his tents, has never feared it. "I always feel safe," he says. "Of course I have storms often, but normally I pitch up the tent in a way that it has no problem anyway." Because he travels alone so often, he must rely completely on himself, his gear and his knowledge. "You must rely on your tent because you can't go anywhere," he says. And in his 20 years of adventure, he's never had a tent fail. They've allowed him to make his living the way he wants to. "If you have a dream, try to work on it and make it," he says. And while gear is very important, it isn't everything. "The most important thing is going out and being there," he says. "You don't need to go very far away, you'll find the really wonderful places of nature close to your home, almost everywhere, and it's often overlooked," he says.

Björn has found a way to simply enjoy what is around him. "I love to be outside. I just love to be in silence and have the feeling of just being out yourself. Maybe that's why I love landscape pictures without people the most," he says. And to him it might seem like a simple thing, but one man following his passion has made an impression on thousands of others, hopefully in some way inspiring them to have an adventure of their own.



IMAGE AT TOP OF PAGE: While traveling alone, Björn has had lots of time to master the art of the self-portrait.

LOWER IMAGES, CLOCKWISE FROM ABOVE: Björn finds interesting ways to capture the beauty of his home country of Germany. An exceptional sunset offers the perfect backdrop for his Unna during a paddling trip. ♣ Though Scotland's Isle of Skye is a bustling tourist destination for much of the year, Björn paddled away from the crowds to find – and capture photographically – a spot to pitch his Allak with the secluded solitude he loves. ♣ Björn's passions all revolve around the outdoors. It doesn't matter to him whether he's paddling, writing, biking, hiking, or doing photography, as long as he gets to be in nature. ♣ While Björn believes there are plenty of amazing trips to be had close to home, he occasionally ventures much further afield. He's visited Canada, China and, pictured here, the American southwest, where the Allak made a fine home away from home. ♣ Björn was wise to choose the strength and comfort of the Soulo for his winter paddling trip in Norway. Fortunately, the weather was great, so he was able to enjoy the northern lights by the fireside.





NAMMATJ  
NAMMATJ GT

2 & 3 person

Remarkably strong and versatile single  
vestibule all-season tents well-suited  
to any outing in any condition.

Colors:  
green, red, or sand

BLACK LABEL



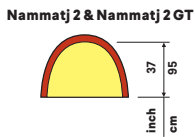
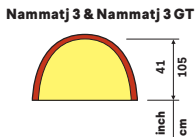

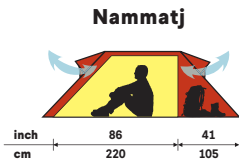
NAMMATJ



NAMMATJ GT

THE NAMMATJ AND NAMMATJ GT are the masters of both high and low country, equally suited for a high altitude expedition or a weekend walk in the local hills. These robust all-season, all-arounders pitch quickly and easily, can be taken down and moved in a flash, yet are far stronger and lighter than any other tent in their class.

Because of their superb strength to weight ratio and compact footprints, both the Nammatj and Nammatj GT have become immensely popular with extreme users, such as polar travelers looking to save weight, mountaineers doing remote routes in the highest ranges, professional guides, and military special forces teams. But these same characteristics are just as highly prized by more “regular” users, as well: backpackers, cycle and paddle tourers, and anyone needing maximum strength while reducing weight.



Nammatj is the Sami word for a lone mountain standing at the head of a valley.

	Nammatj 2	Nammatj 2 GT	Nammatj 3	Nammatj 3 GT
Minimum Weight	2.3 kg/5 lbs 1 oz	3.1 kg/6 lbs 13 oz	2.6 kg/5 lbs 12 oz	3.4 kg/7 lbs 8 oz
Packed Weight	3.0 kg/6 lbs 10 oz	3.8 kg/8 lbs 6 oz	3.3 kg/7 lbs 4 oz	4.1 kg/9 lbs 1 oz
Inner Height	95 cm/37 in	95 cm/37 in	105 cm/41 in	105 cm/41 in
Inner Tent Area	2.8 m <sup>2</sup> /30.1 ft <sup>2</sup>	2.8 m <sup>2</sup> /30.1 ft <sup>2</sup>	3.4 m <sup>2</sup> /36.6 ft <sup>2</sup>	3.4 m <sup>2</sup> /36.6 ft <sup>2</sup>
Vestibule Area	1.2 m <sup>2</sup> 12.9 ft <sup>2</sup>	2.4 m <sup>2</sup> 25.8 ft <sup>2</sup>	1.3 m <sup>2</sup> 14 ft <sup>2</sup>	2.8 m <sup>2</sup> 30.1 ft <sup>2</sup>
Outer tent fabric	Kerlon 1800	Kerlon 1800	Kerlon 1800	Kerlon 1800
Poles (10 mm)	2 x 293 cm 2 x 115.4 in	3 x 293 cm 3 x 115.4 in	2 x 328 cm 2 x 129.1 in	3 x 328 cm 3 x 129.1 in
Pegs	18 Y-Pegs	22 Y-Pegs	18 Y-Pegs	22 Y-Pegs
Packed size* Length x diameter	51 cm x 17 cm 20 in x 6.5 in	51 cm x 18 cm 20 in x 7 in	51 cm x 18 cm 20 in x 7 in	51 cm x 20 cm 20 in x 8 in
Every Hilleberg tent comes with outer tent, inner tent, guy lines with line runners, poles, pegs, stuff bags for tent, poles and pegs, spare pole section, repair sleeve and instructions. *“Minimum Weight” refers to the outer and inner tents and the poles only. “Packed Weight” includes all items that come with the tent. *“Packed size” is measured with the poles and pegs, both in their bags, rolled into the tent inside the tent bag. Packing the tent and poles (both in their respective bags) into your pack separately will yield a significantly smaller tent package, and a pole package that can be easily slid into a corner of your pack. Our poles all fold to 43 cm/17 in. All product features and measurement values, including tent weight and pole length, may vary somewhat from what is shown in our catalog, other printed items, and on our web site. Such differences can occur because of alterations in the design and production process and/or natural variations in the materials. Fabric dyes have natural variations, so the actual tent color may look slightly different from what is pictured here or on our website.				

Nammatj & Nammatj GT awards



2013

In *OutdoorGearLab's* review of 4-season tents, the Nammatj won top honors, earning the title **Editors' Choice**: “The Hilleberg Nammatj is arguably the single most versatile tent we have ever tested.”



06/2012

Norway's *Fjell og Vidde* praised the Nammatj as a stand-out in their test of lightweight tents, saying that it offered the best durability.



2009

Switzerland's 4-Seasons magazine gave the Nammatj 3 GT their **State of the Art** award. Only two other products have been similarly honored.



2008

USA's *Rock & Ice* magazine gave the Nammatj 3 GT 4.5 stars, saying, “If you want just one tent for everything you do...this is the tent.”



05/2008

Britain's *Adventure Travel* magazine had this to say about the Nammatj GT: “...[O]ne of the best tents we've ever come across...In a line: This tent will outlive you.”



Compact yet extraordinarily strong, the Nammatj models are a haven of strength and comfort no matter the weather. In the depths of winter in the Härjedalen region of Sweden, a Nammatj GT shrugs off a snowstorm. “I remember how cozy it was to get into the tent, I love the big space in this tent on my winter camping trips,” Lennart Olsson writes. Photo: Lennart Olsson/lennartphotography.com.

Nammatj & Nammatj GT Details

Guy lines on the vestibule vent hoods and looped guy lines affixed to twin attachments on each side of each pole increase stability in poor conditions.

Large flaps protect zippers from the rain.

Adjustable vents on the ends are backed with adjustable no-see-um mesh and air-permeable snow-proof panels, both of which are accessible from inside or outside the tent.

Extended vestibule on the GT version allows for greater storage space and flexibility.

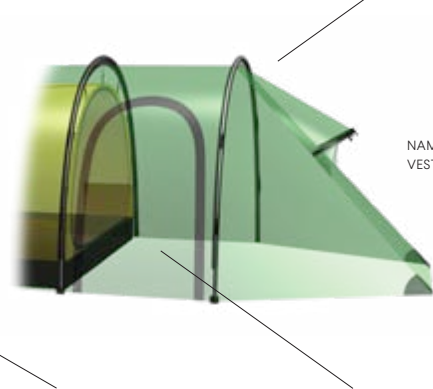


Zipper-adjustable mesh vent inside affords access to outer tent vent, and has a zipper-closure fabric panel for full adjustability

2 Integrated stowage pockets.

High bathtub floor keeps out ground water.

Full no-see-um mesh on inner tent door is covered by a zipper adjustable, fabric panel for all-season comfort.



GT vestibule door opens from bottom, sides or top and is backed with a removable mesh door.

- » Kerlon 1800 outer tent fabric and 10 mm poles make for an exceptionally strong and stable tent.
- » All-season construction: outer tent walls extend to the ground and mesh areas are backed with adjustable fabric panels.
- » Tunnel construction offers maximum space to weight ratio and is the ideal choice for mobile journeys.
- » Both Nammatj and Nammatj GT have plenty of room for the stated number of occupants and their gear.

- » Linked but separable inner and outer tent for simultaneous pitching.
- » Tunnel design requires only four pegs for pitching, and the simple, single-opening, continuous sleeve and pole tensioner pole system is quick to pitch and remarkably stable.
- » A single entrance and vestibule afford easy access and plenty of storage space, but keep the weight very low. The Nammatj GT's extended vestibule provides even more storage space.

- » An optional footprint covers the entire area of the outer tent, including the vestibule. It connects directly to the tent, and can be left attached during pitching.
- » The inner tents in both the Nammatj and Nammatj GT models can be replaced with the Nammatj Mesh Inner tents (sold separately; see page 80).
- » The outer and inner tents can be used separately. Pitching the inner tent alone requires 4 optional pole holders (sold separately; see page 84).



SAITARIS

BLACK LABEL

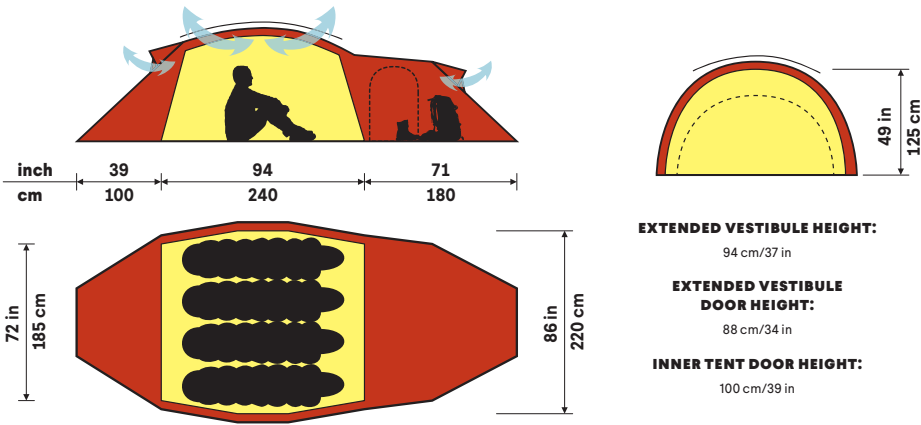
4 person

Innovative, spacious and exceptionally strong self-supporting tent built for the toughest conditions.

Colors: green, red, or sand



THE SAITARIS has a remarkably broad range of use thanks to its great strength and welcome roominess. Its dual vestibules, including one extended GT-style vestibule, provide excellent storage space for gear, while two entrances yield multiple entry and exit options for the greatest convenience. Those traveling in very extreme conditions will appreciate its strength and extra vestibule room, as will those on leisurely family camping trips to the beach or mountains or car camping excursions, as well. The robust self-supporting dome construction requires only the vestibules to be pegged out, and it can easily handle the most formidable winter storms, making the Saitaris an excellent basecamp tent or an equally comfortable choice for fine weather travels throughout the year.



Saitaris is a steep, jagged mountain above the Arctic Circle in Sweden's Sarek National Park. It means "spear shaped" in Sami, the language of the people indigenous to northern Scandinavia.

"For this trip I needed a safe, stable tent that could withstand extreme weather conditions. The weather in Norway is unpredictable, so one is dependent on a quality tent that one can rely on. Hilleberg Saitaris is definitely the best tent for extreme weather conditions. I experienced very strong rain and wind. With a sturdy construction, I always felt safe and comfortable inside the tent. Saitaris gives me top quality... It is spacious, sturdy, easy to set up and is very nice to look at. I highly recommend Hilleberg Saitaris." Photo: Marte Berg/@82marteberg.



Saitaris	
Minimum Weight	5.6 kg/12 lbs 6 oz
Packed Weight	6.6 kg/14 lbs 9 oz
Inner Height	125 cm/49 in
Inner Tent Area	5.0 m <sup>2</sup> /53.8 ft <sup>2</sup>
Vestibule Area	2.7 m <sup>2</sup> + 1.4 m <sup>2</sup> 29 ft <sup>2</sup> + 15 ft <sup>2</sup>
Outer tent fabric	Kerlon 1800
Poles (10 mm)	4 x 431, 1 x 287 cm 4 x 169.7, 1 x 113 in
Pegs	28 Y-Pegs
Packed size* Length x diameter	51 cm x 24 cm 20 in x 9.5 in

Every Hilleberg tent comes with outer tent, inner tent, guy lines with line runners, poles, pegs, stuff bags for tent, poles and pegs, spare pole section, repair sleeve and instructions.

\*"Minimum Weight" refers to the outer and inner tents and the poles only. "Packed Weight" includes all items that come with the tent.

\*\*"Packed size" is measured with the poles and pegs, both in their bags, rolled into the tent inside the tent bag. Packing the tent and poles (both in their respective bags) into your pack separately will yield a significantly smaller tent package, and a pole package that can be easily slid into a corner of your pack. Our poles all fold to 43 cm/17 in.

All product features and measurement values, including tent weight and pole length, may vary somewhat from what is shown in our catalog, other printed items, and on our web site. Such differences can occur because of alterations in the design and production process and/or natural variations in the materials. Fabric dyes have natural variations, so the actual tent color may look slightly different from what is pictured here or on our website.



The Saitaris provides excellent space and comfort for expeditions, family outings, or a combination of the two, such as on an Easter holiday ski tour on the Hardanger Plateau in Norway. Photo: Hiking Hansen/@hikinghansen.

Saitaris Details

Guy lines on the poles, many with attachment loops designed to wrap around pole or pole crossing points, and on the vent cover and vestibule vent hoods, increase stability in poor conditions.

Adjustable roof vents can be closed with snow-proof panels, and are accessible from inside the tent.

Separate vent cover protects open vents from snow and rain.

Extended vestibule on one end provides impressive storage space and greater flexibility.



- » Kerlon 1800 outer tent fabric and 10 mm poles make for an exceptionally strong and stable tent.
- » All-season construction: outer tent walls extend to the ground and mesh areas are backed with adjustable fabric panels.
- » Dome construction with multiple pole crossing points provide outstanding snow-load handling capability.
- » The Saitaris has plenty of room for 4 occupants and their gear.
- » Linked but separable inner and outer tent for simultaneous pitching.
- » Self-supporting dome design requires only the vestibules to be pegged, and the innovative full sleeve plus sleeve and clip pole system make for quick, easy set up.
- » Dual entrances ensure that one door can always be situated out of the wind and provide flexible entry/exit options, and the one standard and one extended vestibule afford excellent gear storage and comfort.
- » An optional footprint covers the entire area of the outer tent, including the vestibules. It connects directly to the tent, and can be left attached during pitching.
- » The outer and inner tents can be used separately. Pitching the inner tent alone requires 8 optional pole holders (sold separately; see page 84).



SAIVO

BLACK LABEL

NEW  
CONSTRUCTION

3 & 4 person

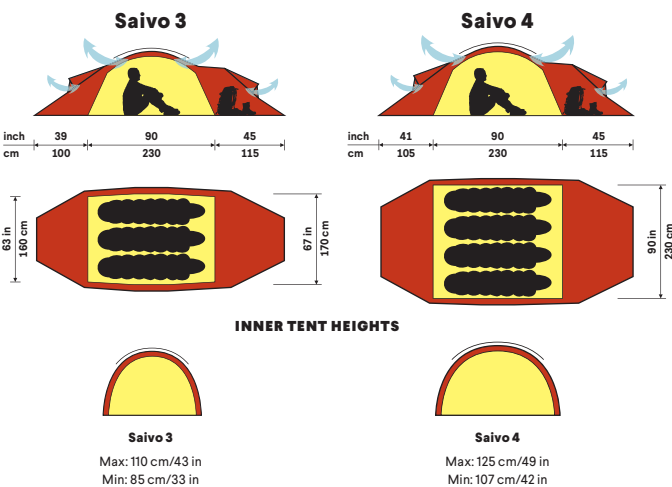
Supremely strong self-supporting  
tents that can handle any situation  
in any kind of weather.

Colors:  
green, red, or sand



**THE NEW SAIVO 4'S EXCEPTIONAL STRENGTH** and remarkably massive interior volume make it the ultimate 4-person expedition base camp dome tent. Its new vestibule configuration – a large, standard-sized vestibule as well as an even larger one with an extra pole – provide even more comfort and plenty of storage room for gear-intensive trips. And its completely square interior floorplan offers flexibility for sleeping arrangements, as well. Meanwhile, the 3-person Saivo 3, formerly called just the Saivo, gets the same vestibule configuration update, making it an even more formidable mountain shelter than before.

Both the Saivo 3 and Saivo 4 are excellent choices for a wide range of adventures in any season or terrain. Their self-supporting dome structure, which require only the vestibules to be pegged out, and their multipole pole crossing points provide an abundance of strength for handling heavy snow loading. Their roomy interiors – especially in the Saivo 4 – offer excellent comfort in any weather and their roomy vestibules afford plenty of space for gear. Anyone who prioritizes equally great strength, comfort and security will appreciate the Saivos, from climbers tackling remote peaks, to ski mountaineers seeking big lines, to paddle tourers on long and demanding routes, to desert travelers – and even families out for adventurous vacations.



Besides being the ultimate base camp tent, the Saivo also makes an excellent choice for warm weather trips where you simply want lots of space and comfort. Team members from our Swedish office enjoyed both of these assets on a summer outing in the local mountains. Photo: Petra Hilleberg.



Though the weather was very nice during this Hilleberg Team snowshoeing trip near Mount Rainier in Washington state, USA, the Saivo would have easily handled much more snow. Even in more exposed areas, the Saivo's robust construction will stand up to high winds and blizzard conditions. Photo: Tyler Lofquist/Hilleberg Team.

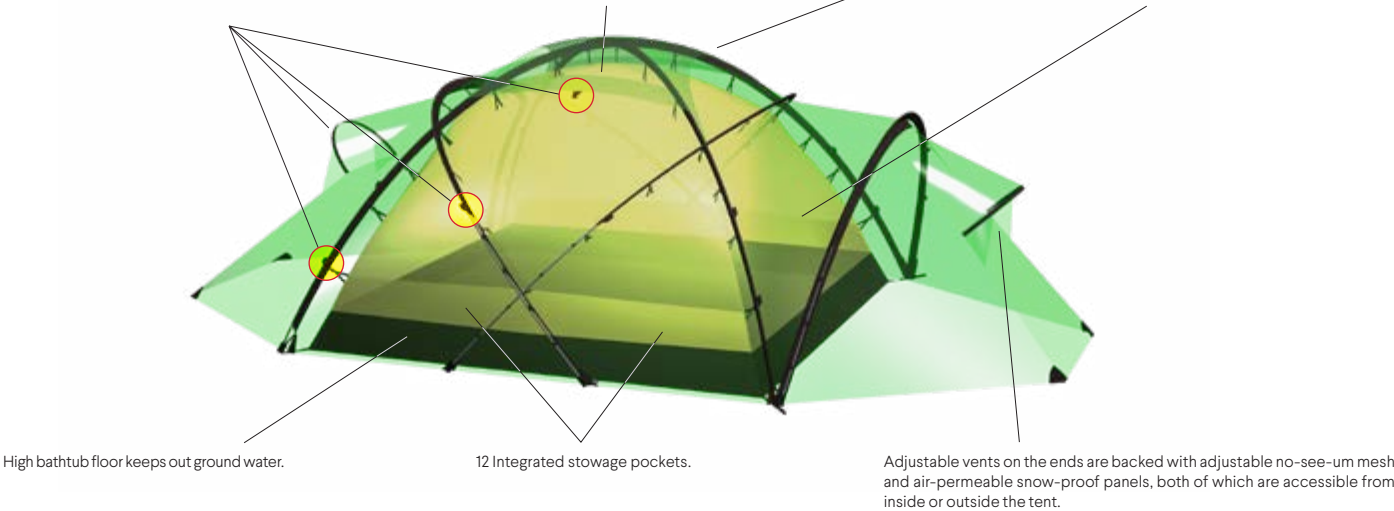
## Saivo Details

Guy lines on the poles, many with attachment loops designed to wrap around pole or pole crossing points, and on the vent cover and vestibule vent hoods, increase stability in poor conditions.

Adjustable roof vents can be closed with snow-proof panels, and are accessible from inside the tent.

Separate vent cover protects open vents from snow and rain.

Full no-see-um mesh on inner tent door is covered by a zipper adjustable, fabric panel for all-season comfort.



- » Kerlon 1800 outer tent fabric and 10 mm poles make for an exceptionally strong and stable tent.
- » All-season construction: outer tent walls extend to the ground and mesh areas are backed with adjustable fabric panels.
- » Dome construction with multiple pole crossing points provide outstanding snow-load handling capability.
- » The Saivo has plenty of room for 3 occupants and their gear.

- » Linked but separable inner and outer tent for simultaneous pitching.
- » Self-supporting dome design requires only the vestibules to be pegged, and the innovative full sleeve plus sleeve-and-clip pole system make for quick, easy set up.
- » Dual entrances and vestibules ensure that one door can always be situated out of the wind and provide flexible entry/exit and storage options, and the one standard and one larger vestibule with an extra pole provide impressive gear storage and comfort.

- » An optional footprint covers the entire area of the outer tent, including the vestibules. It connects directly to the tent, and can be left attached during pitching.
- » The outer and inner tents can be used separately. Pitching the inner tent alone requires 8 optional pole holders (sold separately; see page 84).

## Saivo awards



USA's American Alpine Institute has given its coveted **Guides Choice Award** to six Hilleberg models, including the Saivo, declaring, "They are perfection in design."



Alpin, a German outdoor magazine, named the Saivo **Test Winner** out of 12 tents tested.



2004 & 2005

Two years in a row the Saivo was selected as **Gear of the Year** by the readers of the premier German outdoor magazine Outdoor.



#11/2005

Villmarksliv, The Norwegian outdoor magazine, rated the Saivo 5.5 out of 6. "One of the best tents we have ever tested – a tent for life."

Saivo means "holy lake" in Sami, the language of the people indigenous to northern Scandinavia.

	Saivo 3	Saivo 4
<b>Minimum Weight</b>	5.1 kg/11 lbs 4 oz	6.2 kg/13 lbs 11 oz
<b>Packed Weight</b>	5.6 kg/12 lbs 6 oz	6.8 kg/15 lbs
<b>Inner Height</b>	110 cm/43 in	125 cm/39 in
<b>Inner Tent Area</b>	3.8 m <sup>2</sup> /40.9 ft <sup>2</sup>	5.3 m <sup>2</sup> /57 ft <sup>2</sup>
<b>Vestibule Area</b>	1.4 m <sup>2</sup> + 1.2 m <sup>2</sup> 15 ft <sup>2</sup> + 13 ft <sup>2</sup>	2 m <sup>2</sup> + 1.8 m <sup>2</sup> 21.5 ft <sup>2</sup> + 19.3 ft <sup>2</sup>
<b>Outer tent fabric</b>	Kerlon 1800	Kerlon 1800
<b>Poles (10 mm)</b>	4 x 393, 1 x 267 cm 4 x 154.7, 1 x 105.1 in	4 x 471, 1 x 368 cm 4 x 185.4, 1 x 144.9 in
<b>Pegs</b>	26 Y-Pegs	26 Y-Pegs
<b>Packed size*</b> Length x diameter	51 cm x 22 cm 20 in x 8.5 in	54 cm x 24 cm 21 in x 9.5 in

Every Hilleberg tent comes with outer tent, inner tent, guy lines with line runners, poles, pegs, stuff bags for tent, poles and pegs, spare pole section, repair sleeve and instructions. "Minimum Weight" refers to the outer and inner tents and the poles only. "Packed Weight" includes all items that come with the tent.

\*"Packed size" is measured with the poles and pegs, both in their bags, rolled into the tent inside the tent bag. Packing the tent and poles (both in their respective bags) into your pack separately will yield a significantly smaller tent package, and a pole package that can be easily slid into a corner of your pack. Our poles all fold to 43 cm/17 in.

All product features and measurement values, including tent weight and pole length, may vary somewhat from what is shown in our catalog, other printed items, and on our web site. Such differences can occur because of alterations in the design and production process and/or natural variations in the materials. Fabric dyes have natural variations, so the actual tent color may look slightly different from what is pictured here or on our website.



TARRA

BLACK LABEL

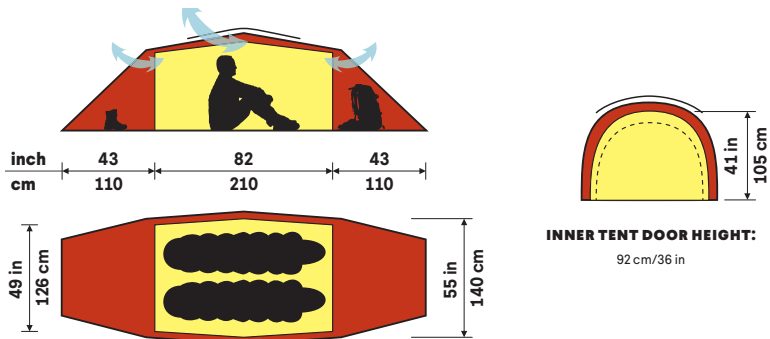
2 person

Our strongest two person dome tent, designed for use in the harshest, most demanding conditions.

Colors: green, red, or sand



**THE IDEA BEHIND THE TARRA** was to create a kind of hybrid “tunnel dome” model, with a tunnel tent’s usable roominess and the static strength of a dome. The resulting boxy inner tent has near vertical walls, while the four pole structure boasts five crossing points for an exceptionally strong structure. Like its “big brothers,” the four-person Saitaris and the three- and four-person Saivo, the two-person Tarra is simple to pitch, makes a fine base camp tent, and is fully capable of taking on the most challenging weather. So, as with the Saitaris and Saivo, the Tarra is often the choice of mountain climbers, and ski or paddle tourers. But its simplicity, strength and roominess also make it quite popular with travelers who take extended trips in remote, rugged locales, and with backcountry walkers, especially those who enjoy travelling in unruly conditions.



Tarra describes a steep cliff in Sami, the language of the people indigenous to northern Scandinavia.

Tarra	
Minimum Weight	3.8 kg/8 lbs 6 oz
Packed Weight	4.3 kg/9 lbs 8 oz
Inner Height	105 cm/41 in
Inner Tent Area	2.8 m <sup>2</sup> /30.1 ft <sup>2</sup>
Vestibule Area	2 x 1.3 m <sup>2</sup> 2 x 14 ft <sup>2</sup>
Outer tent fabric	Kerlon 1800
Poles (10 mm)	4 x 372 cm 4 x 146.5 in
Pegs	18 Y-Pegs
Packed size* Length x diameter	51 cm x 20 cm 20 in x 8 in

Every Hilleberg tent comes with outer tent, inner tent, guy lines with line runners, poles, pegs, stuff bags for tent, poles and pegs, spare pole section, repair sleeve and instructions.

\*“Minimum Weight” refers to the outer and inner tents and the poles only. “Packed Weight” includes all items that come with the tent.

\*“Packed size” is measured with the poles and pegs, both in their bags, rolled into the tent inside the tent bag. Packing the tent and poles (both in their respective bags) into your pack separately will yield a significantly smaller tent package, and a pole package that can be easily slid into a corner of your pack. Our poles all fold to 43 cm/17 in.

All product features and measurement values, including tent weight and pole length, may vary somewhat from what is shown in our catalog, other printed items, and on our web site. Such differences can occur because of alterations in the design and production process and/or natural variations in the materials. Fabric dyes have natural variations, so the actual tent color may look slightly different from what is pictured here or on our website.

In early 2023, Gabriel Ferry fulfilled his dream of completing a solo trek across Iceland, where he used a Tarra to protect him from the brutal conditions. “This tent has saved my life several times, during snowstorms or rainstorms with extremely violent winds,” he writes. Photo: Gabriel Ferry.



With its dual vestibule comfort and excellent stability, the Tarra makes a superb choice for any trip, anywhere. During a multi-year, multi-country bicycle tour, Sebastian Podtschaske and his Tarra enjoy temperate Ecuador before heading down to Antarctica to take on some harsher conditions. Photo: Sebastian Podtschaske.

Tarra Details

Separate vent cover protects open vents from snow and rain.

Guy lines on the poles, many with attachment loops designed to wrap around pole or pole crossing points, and on the vent cover, increase stability in poor conditions.

Adjustable roof vent can be closed with a snow-proof panel, and is accessible from inside the tent.

Large flaps protect zippers from the rain.



- » Kerlon 1800 outer tent fabric and 10 mm poles make for an exceptionally strong and stable tent.
- » All-season construction: outer tent walls extend to the ground and mesh areas are backed with adjustable fabric panels.
- » Dome construction with multiple pole crossing points provide outstanding snow-load handling capability.
- » The Tarra has plenty of room for 2 occupants and their gear.
- » Linked but separable inner and outer tent for simultaneous pitching.
- » Self-supporting dome design requires only the vestibules to be pegged, and the straightforward short sleeve and clip pole system make for quick, easy set up.
- » Dual entrances and vestibules ensure that one door can always be situated out of the wind and provide flexible entry/exit and storage options.
- » An optional footprint covers the entire area of the outer tent, including the vestibules. It connects directly to the tent, and can be left attached during pitching.
- » The outer and inner tents can be used separately. Pitching the inner tent alone requires the optional Tarra pole holder kit (sold separately; see page 84).

Tarra awards



2011, 2014 & 2016

USA's Outdoor Gear Lab named the Tarra **Top Pick** in a review of 4 season tents, praising its “fortress-like strength, [ease of] setup, two gigantic vestibules [and] great ventilation,” and proclaiming that “the Tarra is the strongest two-person tent we’ve ever tested.”



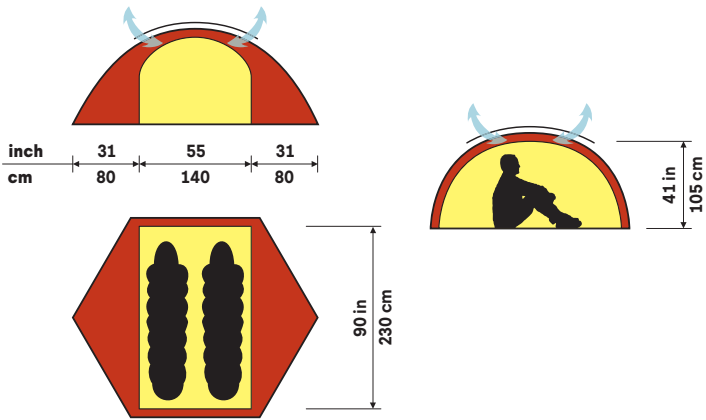
STAIKA

BLACK LABEL

2 person

A supremely strong, elegantly simple – and fully freestanding dome tent that is well-suited for any adventure.

Colors: green, red, or sand



**THE STAIKA IS ALL ABOUT SIMPLE** – but simple does not by any means equate to “sparse.” Easy to pitch, immensely stable, remarkably spacious, and quite light, the Staika is an excellent “go to” tent for any use where sturdy strength is the top priority. We originally designed the Staika for paddle tourers, who wanted a highly stable, fully freestanding tent for handling tricky pitching conditions. Since then, it has garnered a large, loyal following amongst a wide assortment of other adventurers. Mountaineers, polar travelers, and ski tourers find it a supremely stable base camp tent in all conditions; bicycle tourers love its simplicity and completely freestanding construction; and even regular backpackers find great comfort in its roominess and relatively light weight as well as in its strength and stability.

Staika means “high,” or “pointed” in Sami, the language of the people indigenous to northern Scandinavia.

The reliable Staika can easily handle any weather, from the finest to the most foul. It makes a great companion for taking in Greenland’s stunning sunny days, and it can also easily handle harsher weather year-round, anywhere in the world. Photo: Ernst Rietzschel.



Staika	
Minimum Weight	3.4 kg/7 lbs 8 oz
Packed Weight	4.0 kg/8 lbs 13 oz
Inner Height	105 cm/41 in
Inner Tent Area	3.2 m <sup>2</sup> /34.4 ft <sup>2</sup>
Vestibule Area	2 x 0.9 m <sup>2</sup> 2 x 9.7 ft <sup>2</sup>
Outer tent fabric	Kerlon 1800
Poles (10 mm)	3 x 387 cm 3 x 152.4 in
Pegs	16 Y-Pegs
Packed size* Length x diameter	53 cm x 18 cm 21 in x 7 in

Every Hilleberg tent comes with outer tent, inner tent, guy lines with line runners, poles, pegs, stuff bags for tent, poles and pegs, spare pole section, repair sleeve and instructions.

\*“Minimum Weight” refers to the outer and inner tents and the poles only. “Packed Weight” includes all items that come with the tent.

\*\*“Packed size” is measured with the poles and pegs, both in their bags, rolled into the tent inside the tent bag. Packing the tent and poles (both in their respective bags) into your pack separately will yield a significantly smaller tent package, and a pole package that can be easily slid into a corner of your pack. Our poles all fold to 43 cm/17 in.

All product features and measurement values, including tent weight and pole length, may vary somewhat from what is shown in our catalog, other printed items, and on our web site. Such differences can occur because of alterations in the design and production process and/or natural variations in the materials. Fabric dyes have natural variations, so the actual tent color may look slightly different from what is pictured here or on our website.



Ann Helen Grebstad and her furry companion, Amaroq, spend much of their time backpacking together throughout Norway, year-round. The Staika gives them both plenty of room, and pairing the Staika with a Tarp 5 provides an extra, covered outdoor area for taking in the spectacular views near Ålesund, Norway. Photo: Ann Helen Grebstad/@ann\_helen87/ @amaroq\_the\_arcticwolf.

Staika Details

Looped guy lines affixed to twin attachments on each side of each pole increase stability in poor conditions.

Adjustable roof vents can be closed with snow-proof panels, and are accessible from inside the tent.

Separate vent cover protects open vents from snow and rain.

Large flaps protect zippers from the rain.

High bathtub floor keeps out ground water.

Vestibules are integrated into the construction, resulting in a fully freestanding tent.

Full no-see-um mesh on inner tent door is covered by a zipper adjustable, fabric panel for all-season comfort.

2 Integrated stowage pockets.

» Kerlon 1800 outer tent fabric and 10 mm poles make for an exceptionally strong and stable tent.

» All-season construction: outer tent walls extend to the ground and mesh areas are backed with adjustable fabric panels.

» Dome construction with multiple pole crossing points provide outstanding snow-load handling capability.

» The Staika has plenty of room for two occupants and their gear.

» Linked but separable inner and outer tent for simultaneous pitching.

» Fully freestanding dome design requires no pegs for pitching, and the straightforward short sleeve and clip pole system make for quick, easy set up.

» Dual entrances and vestibules ensure that one door can always be situated out of the wind and provide flexible entry/exit and storage options.

» An optional footprint covers the entire area of the outer tent, including the vestibules. It connects directly to the tent, and can be left attached during pitching.

» The inner tent can be replaced with the Staika Mesh Inner tent (sold separately; see page 80).

» The outer and inner tents can be used separately. Pitching the inner tent alone requires the optional Staika pole holder kit (sold separately; see page 84).

Staika awards



In their “Best of Test 2017,” Germany’s *Outdoor* named the Staika the Best 4-Season Dome Tent of the Year. They also mentioned the Staika’s earlier Editor’s Choice award.



In a test of two person tents by the German magazine *Outdoor*, the Staika was named **Test Winner**.



The USA’s *Overland Journal*, explained its **Editor’s Choice** award for the Staika with, “you’d have a difficult time finding a more versatile, comfortable, and bombproof lightweight tent.”



SOULO BL SOULO

BLACK LABEL RED LABEL

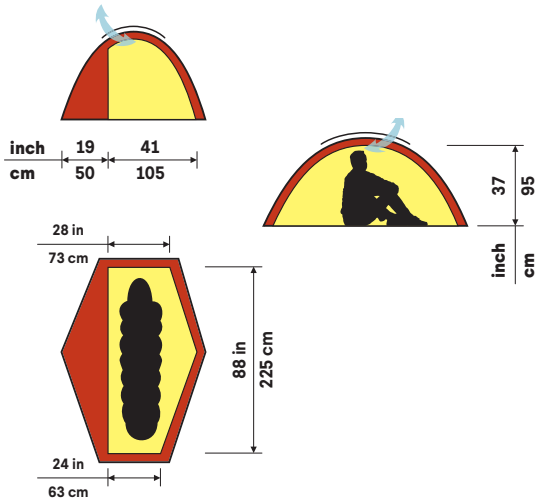
1 person

Strong, remarkably light, expedition ready Black and Red Label solo tents.

Colors: green, red, or sand



**STRONG, REMARKABLY ROOMY**, easy to pitch and highly versatile, both the Black Label Soulo BL and the original Red Label Soulo are eminently capable tents. Identical in their dimensions and fully freestanding construction with a single integrated vestibule, they both have the same multiple pole-crossing points and purpose-built guy line placement and attachment points to handle high winds and snow. But where the Soulo, like all Red Label tents, has a Kerlon 1200 outer tent fabric and 9 mm poles, the Soulo BL has the Kerlon 1800 outer tent fabric and 10 mm poles found in all Black Label models. Their fully freestanding structure and compact footprint is ideal for any who regularly encounter tough pitching conditions, from mountaineers doing alpine climbs in big mountains, to backpackers traveling in rugged terrain, to paddlers touring rocky shorelines, to cyclists and motorcyclists who find themselves in urban or campground settings. Their strength is perfect for ski tourers, ski mountaineers, solo expeditions and anyone traveling in remote places where harsh weather is common. And their quick pitching and ease of handling will appeal to anyone who wants an utterly dependable solo tent that's up for any adventure in any season. Choose the Red Label Soulo if you favor strength in a lighter package. Choose the Soulo BL if you simply want the absolute strongest, most robust Hilleberg solo tent.



The fully freestanding Soulo can be pitched nearly anywhere, and will handle the worst conditions, even on exposed ridgelines. For photographer Paul Skea, who spends nearly every weekend in the UK's Lake District, this capability ensures he can make camp anywhere, and always get the best possible pictures. Photo: Paul Skea.



"Usually, my tent is pitched before sunset, but today the day already started to fade away," writes photographer Martina Gees. Despite arriving at her destination in the Swiss Alps later than expected because of snowy conditions, she still had time to enjoy the beauty of "blue hour" with a cup of hot tea, thanks to how quick and easy the Soulo is to pitch. Photo: Martina Gees/@colorfishes.

Soulo Details



- » The Soulo BL and Soulo are both exceptionally strong and stable tents. The Soulo BL's Kerlon 1800 outer tent fabric and 10 mm poles make it even stronger while the Soulo's Kerlon 1200 outer tent fabric and 9 mm poles make it even lighter.
- » All-season construction: outer tent walls extend to the ground and mesh areas are backed with adjustable fabric panels.
- » Dome construction with multiple pole crossing points provide outstanding snow-load handling capability.
- » The Soulo has a plenty of room for one occupant and his or her gear.
- » Linked but separable inner and outer tent for simultaneous pitching.
- » Fully freestanding dome design requires no pegs for pitching, and the straightforward short sleeve and clip pole system make for quick, easy set up.
- » The single entrance/single vestibule configuration affords easy access as well as storage space.
- » An optional footprint covers the entire area of the outer tent, including the vestibule. It connects directly to the tent, and can be left attached during pitching.
- » The inner tent can be replaced with the Soulo/Soulo BL Mesh Inner tent (sold separately; see page 80).
- » The outer and inner tents can be used separately. Pitching the inner tent alone requires the optional Soulo/Soulo BL pole holder kit (sold separately; see page 84).

Soulo awards

OUTDOOR

2016

In their Camping Guide, Australian Geographic Outdoor included the Soulo in their **Best Gear** collection, writing, "...if you want just one tent to cover all your bases, invest and you'll find long-lasting comfort."

EDITOR'S CHOICE  
SUMMER 2011  
outdoor

2011

EDITOR'S CHOICE  
SUMMER 2009  
outdoor

2009

In 2009, Germany's *Outdoor* named the Soulo **Editor's Choice**, saying "[The Soulo] is the first truly convincing example of a freestanding solo tent." In 2011, *Outdoor* repeated the honor, commenting, "There are lighter one-person tents than the 2.4 kg Soulo. But there are no other solo tents that are as stable or as comfortable."




# RED LABEL

Red Label tents are the best choice if you want general all-season strength & stability and if light weight is your highest priority.

RED LABEL TENTS ARE BUILT for generally less demanding conditions in all seasons, such as less exposed mountain terrain, forests in both winter and summer, and the like, but where you still may encounter severe situations. Their emphasis on lighter weight makes them less than ideal for harsh environments

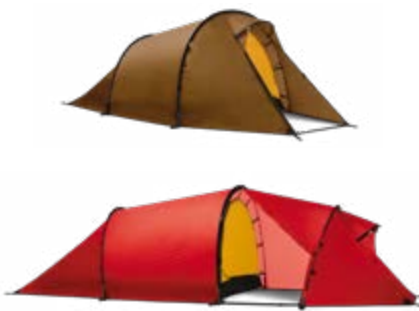
and extended adventures in demanding conditions. They are, however, quite capable of withstanding heavy storm conditions. Experienced users sometimes choose these tents for more demanding adventures because they knowingly accept the trade-off of strength for lighter weight.

### Kaitum & Kaitum GT – pg. 38



- » Available in 2, 3 & 4 person sizes
- » 2 entrances/2 vestibules
- » 1 extended vestibule on GT version

### Nallo & Nallo GT – pg. 40



- » Available in 2, 3 & 4 person sizes
- » 1 entrance/1 vestibule
- » Extended vestibule on GT version

### Allak – pg. 42



- » Available in 2 & 3 person sizes
- » 2 entrances/2 vestibules

### Jannu – pg. 46



- » 2 person
- » 1 entrance/1 vestibule

### Soulo – pg. 34



- » 1 person
- » 1 entrance/1 vestibule

### Akto – pg. 48



- » 1 person
- » 1 entrance/1 vestibule

### Unna – pg. 50



- » 1 person
- » 1 entrance/no vestibule

Red Label tents’ materials favor lighter weight over absolute strength:

- » Our Kerlon 1200 outer tent fabric, which has a 12 kg/26.5 lb tear strength.
- » 9 mm poles.
- » 3 mm Vectran & polyester guy lines.
- » Lighter weight inner tent and floor fabrics.
- » Lighter weight zippers.
- » V-Pegs, our lighter, but still very strong, pegs.

Red Label tents are designed to maximize light weight while still retaining appropriate strength, ease of use and comfort in all conditions:

- » Outer tent goes all the way to the ground for all-season protection.
- » Different length poles in some models reduce weight.
- » At least one vent high up for ventilation even if the tent is dug down into the snow.
- » The interior is designed to offer roominess at the lightest weight.



Our Red Label tents are fit for all but the very worst conditions and have been used with great success in all kinds of conditions around the globe. Here Hilleberg Ambassador Ståle Aklestad and his Allak overlook the fjords in his native Norway. "This is from a three-day mission with friends to find the dry snow in the north-facing aspects of Sunnmøre," he says. Photo: Ståle Johan Aklestad/treogtind.no.

Red Label tents are ideal for trips in any season where lighter weight is the priority and are quite capable of standing up to challenging terrain and conditions.



As a professional nature photographer and avid climate activist, Hilleberg Ambassador Kerstin Langenberger frequently travels to remote polar areas to capture images that reflect the natural world as she sees it. Here, she's pitched her Nallo in front of the Greenland ice sheet west of Kangerlussuaq, Greenland. Photo: Kerstin Langenberger/arctic-dreams.com.



KAITUM  
KAITUM GT

2, 3 & 4 person

Very roomy yet remarkably light and strong two vestibule all-season tents.

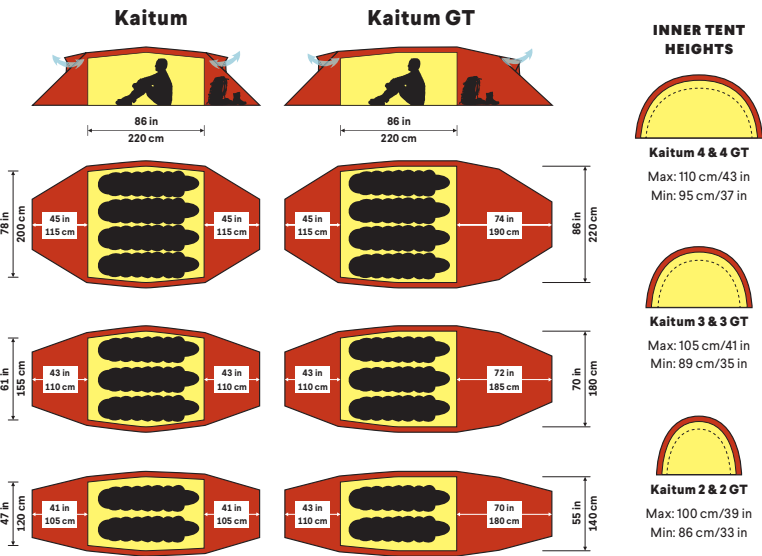
Colors:  
green, red, or sand

RED LABEL



THE KAITUM AND KAITUM GT models are highly versatile all-season tents. Providing a superb balance of remarkably light weight, comfort, and high strength, they are an excellent choice for those who prefer the flexibility of a two entrance, two vestibule design, but don't necessarily require the extra strength of our Black Label Keron models. For those wanting even more space, the Kaitum GT model's extended vestibule offers that with very little weight penalty. The standard sized vestibules can be fully rolled away for tremendous venting, while the GT's extended vestibule has an entrance on each side for more entry/exit and venting options. Its front section can also be rolled back to create a very protected "covered porch."

Backpackers, paddle tourers and cyclists will appreciate the Kaitum's roominess, light weight, and small packed size. Hunters, winter campers, ski tourers, and climbers will favor its all-season strength and impressive space to weight ratio, and taller users of all types will find the Kaitum models a roomy pleasure. The four-person Kaitum 4 and Kaitum 4 GT are both perfect for backpacking families, couples who camp with their dogs, or anyone looking for a roomy but remarkably lightweight 4-person tent.



Kaitum is named after a beautiful lake and river in northern Sweden.

	Kaitum 2	Kaitum 2 GT	Kaitum 3	Kaitum 3 GT	Kaitum 4	Kaitum 4 GT
Minimum Weight	2.7 kg/5 lbs 15 oz	3.2 kg/7 lbs 1 oz	3.0 kg/6 lbs 10 oz	3.5 kg/7 lbs 11 oz	3.3 kg/7 lbs 4 oz	4.0 kg/8 lbs 13 oz
Packed Weight	3.2 kg/7 lbs 1 oz	3.8 kg/8 lbs 6 oz	3.5 kg/7 lbs 11 oz	4.2 kg/9 lbs 4 oz	3.9 kg/8 lbs 10 oz	4.7 kg/10 lbs 6 oz
Inner Height	100 cm/39 in	100 cm/39 in	105 cm/41 in	105 cm/41 in	110 cm/43 in	110 cm/43 in
Inner Tent Area	2.9 m <sup>2</sup> /31.2 ft <sup>2</sup>	3.0 m <sup>2</sup> /32.3 ft <sup>2</sup>	3.7 m <sup>2</sup> /39.8 ft <sup>2</sup>	3.8 m <sup>2</sup> /40.9 ft <sup>2</sup>	4.6 m <sup>2</sup> /49.5 ft <sup>2</sup>	4.7 m <sup>2</sup> /50.6 ft <sup>2</sup>
Vestibule Area	2 x 1.2 m <sup>2</sup> 2 x 12.9 ft <sup>2</sup>	2.3 m <sup>2</sup> + 1.2 m <sup>2</sup> 24.7 ft <sup>2</sup> + 12.9 ft <sup>2</sup>	2 x 1.4 m <sup>2</sup> 2 x 15 ft <sup>2</sup>	2.7 m <sup>2</sup> + 1.4 m <sup>2</sup> 29 ft <sup>2</sup> + 15 ft <sup>2</sup>	2 x 1.8 m <sup>2</sup> 2 x 19.4 ft <sup>2</sup>	3.5 m <sup>2</sup> + 1.8 m <sup>2</sup> 37.7 ft <sup>2</sup> + 19.4 ft <sup>2</sup>
Outer tent fabric	Kerlon 1200	Kerlon 1200	Kerlon 1200	Kerlon 1200	Kerlon 1200	Kerlon 1200
Poles (9 mm)	1 x 305, 2 x 260 cm 1 x 120.1, 2 x 102.4 in	2 x 305, 2 x 260 cm 2 x 120.1, 2 x 102.4 in	1 x 328, 2 x 285 cm 1 x 129.1, 2 x 112.2 in	2 x 328, 2 x 285 cm 2 x 129.1, 2 x 112.2 in	1 x 368, 2 x 328 cm 1 x 144.9, 1 x 129.1 in	2 x 368, 2 x 328 cm 2 x 144.9, 2 x 129.1 in
Pegs	18 V-Pegs	22 V-Pegs	18 V-Pegs	22 V-Pegs	18 V-Pegs	22 V-Pegs
Packed size* Length x diameter	51 cm x 17 cm 20 in x 6.5 in	51 cm x 18 cm 20 in x 7 in	51 cm x 18 cm 20 in x 7 in	53 cm x 19 cm 21 in x 7.5 in	53 cm x 19 cm 21 in x 7.5 in	53 cm x 20 cm 21 in x 8 in

Every Hilleberg tent comes with outer tent, inner tent, guy lines with line runners, poles, pegs, stuff bags for tent, poles and pegs, spare pole section, repair sleeve and instructions.

\*Minimum Weight" refers to the outer and inner tents and the poles only. "Packed Weight" includes all items that come with the tent.

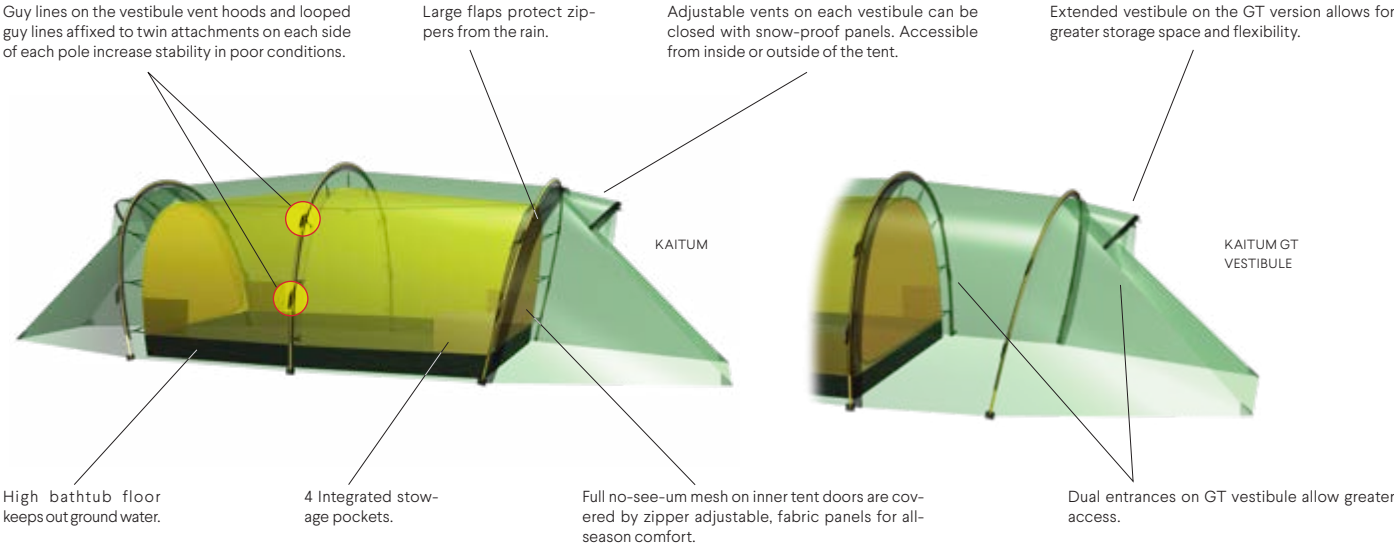
\*"Packed size" is measured with the poles and pegs, both in their bags, rolled into the tent inside the tent bag. Packing the tent and poles (both in their respective bags) into your pack separately will yield a significantly smaller tent package, and a pole package that can be easily slid into a corner of your pack. Our poles all fold to 43 cm/17 in.

All product features and measurement values, including tent weight and pole length, may vary somewhat from what is shown in our catalog, other printed items, and on our web site. Such differences can occur because of alterations in the design and production process and/or natural variations in the materials. Fabric dyes have natural variations, so the actual tent color may look slightly different from what is pictured here or on our website.



The Kaitum is remarkably strong and roomy, and is also impressively lightweight. Here, one offers cozy winter accommodations for Hilleberg Team member Tyler Lofquist and his group during a two-day snowshoeing trip around Lake Wenatchee, in Washington state, USA. Photo: Tyler Lofquist/Hilleberg Team.

Kaitum & Kaitum GT Details



- » Kerlon 1200 outer tent fabric and 9 mm poles make for a very lightweight yet supremely stable tent.
- » All-season construction: outer tent walls extend to the ground and mesh areas are backed with adjustable fabric panels.
- » Tunnel construction offers maximum space to weight ratio and is the ideal choice for mobile journeys.
- » Both Kaitum and Kaitum GT have plenty of room for the stated number of occupants and their gear.
- » Linked but separable inner and outer tent for simultaneous pitching.
- » Tunnel design requires only four pegs for pitching, and the simple, single-opening, continuous sleeve and pole tensioner pole system is quick to pitch and remarkably stable.
- » Dual entrances ensure that one door can always be situated out of the wind and provide flexible entry/exit options.
- » One standard and one extended vestibule in the Kaitum GT afford even more gear storage and comfort.
- » An optional footprint covers the entire area of the outer tent, including the vestibules. It connects directly to the tent, and can be left attached during pitching.
- » The outer and inner tents can be used separately. Pitching the inner tent alone requires 6 optional pole holders (sold separately; see page 84).
- » The Kaitum 2 and 3 inner tents can be replaced with the Kaitum 2 and 3 Mesh Inner tents (sold separately; see page 80).

Kaitum & Kaitum GT awards

Germany's *Outdoor Magazin* named the Kaitum 2 **Test Winner**, praising its "durable materials, clever details, wind stability (up to 170 km/h) and magnificent living comfort," and calling it "your dream house for life."

The UK's *Trek & Mountain* awarded the Kaitum 2 **Editor's Choice** in their group test of trekking tents, praising its superior materials, longevity, surprisingly low weight and ease of pitching, and calling it "positively palatial."

Both *Hunt Alaska* and *Fish Alaska* from the USA gave the Kaitum 4 GT their **Editors' Choice** award. Writing that "they love this tent," they praised its light weight, roominess and stability.

The Kaitum was named **Best in Test** by Norway's *fjell&vidde* magazine's in their test of lightweight tents.

In a group tent test, Germany's *Outdoor* magazine awarded the Kaitum **Test Winner**, calling it "perfect."



NALLO
NALLO GT

2, 3 & 4 person

Very lightweight single vestibule all-season tents that offer excellent strength.

Colors:
green, red, or sand

RED LABEL



NALLO

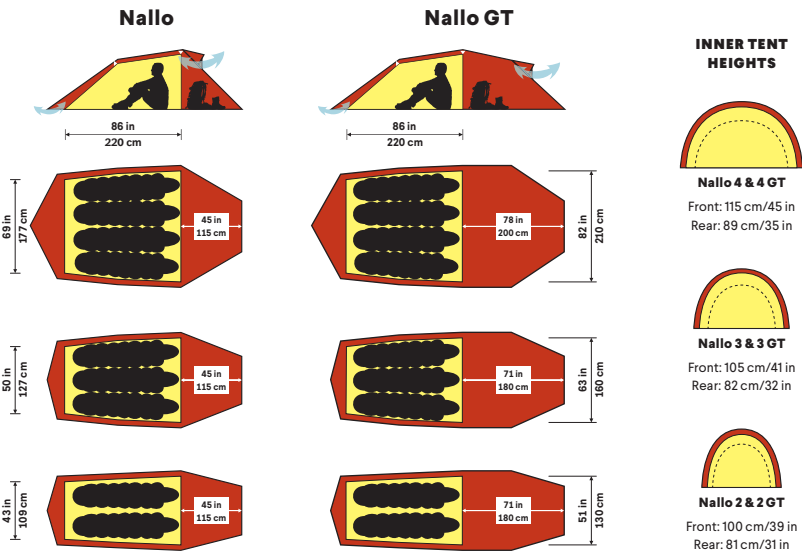


NALLO GT



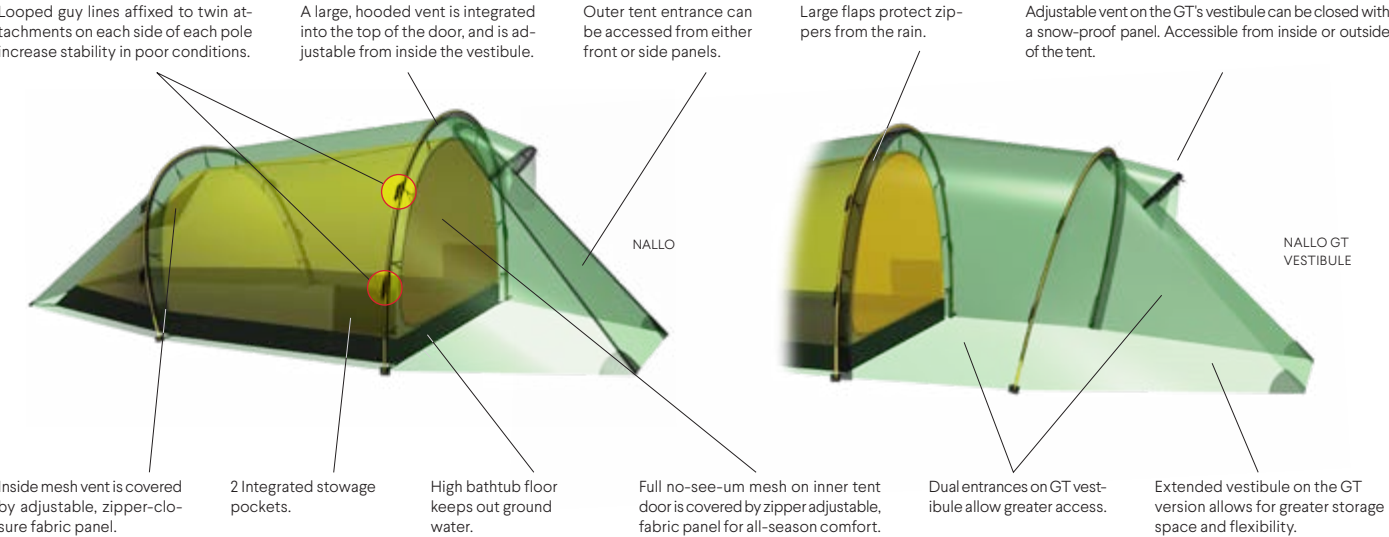
On a six-day trip through the U.K.'s Lake District, James Webb and his wife traveled about 100 km (62 mi) and each day gained about 1000 m (3280 ft) in elevation. They enjoyed the views from the comfort of their Nallo GT, which offers a fantastic combination of strength, light weight and comfort for any trip. Photo: James Webb/@webbjamesthomas.

THE NALLO AND NALLO GT are known for their light weight. But it's their remarkable strength that makes these tents the first choice for anyone needing the lightest weight tents that still offer all-season, all weather functionality. This includes hikers of all types, of course, but also wilderness photographers, climbers, hunters, and other adventurers who want to get more out of carrying less. Solo hikers can easily choose the near-palatial space of the Nallo 2 without any real weight penalty, just as two- and three-person parties can "size up" for the Nallo 3 and Nallo 4, respectively, without exceeding their weight "budget." Families with younger children, those who hike with their dogs, and anyone else needing extra space find the Nallo GT models' extended vestibule indispensable. In addition, there is an entrance on either side of that extended vestibule, and the entire front section can be rolled back to create a full tent-width "covered patio" that's ideal for lounging out of the weather while still being outside.



Nallo is a peak in the Swedish mountain range of Kebnekaise.

Nallo & Nallo GT Details



- » Kerlon 1200 outer tent fabric and 9 mm poles make for a very lightweight yet supremely stable tent.
- » All-season construction: outer tent walls extend to the ground and mesh areas are backed with adjustable fabric panels.
- » Tunnel construction offers maximum space to weight ratio and is the ideal choice for mobile journeys.
- » Both Nallo and Nallo GT have a good amount of room for the stated number of occupants and their gear.
- » Linked but separable inner and outer tent for simultaneous pitching.
- » Tunnel design requires only four pegs for pitching, and the simple, single-opening, continuous sleeve and pole tensioner pole system is quick to pitch and remarkably stable.
- » A single entrance and vestibule afford easy access and plenty of storage space, but keep the weight very low. The Nallo GT's extended vestibule provides even more storage space.
- » The lower portion of the rear outer wall can be rolled up for greater venting options.
- » An optional footprint covers the entire area of the outer tent, including the vestibule. It connects directly to the tent, and can be left attached during pitching.
- » The inner tents in both the Nallo and Nallo GT models can be replaced with the Nallo Mesh Inner tents (sold separately; see page 80).
- » The outer and inner tents can be used separately. Pitching the inner tent alone requires 4 optional pole holders (sold separately; see page 84).

Nallo & Nallo GT awards

USA's American Alpine Institute has given its coveted **Guides Choice Award** to six Hilleberg models, including the Nallo, declaring, "They are perfection in design."

2020, 2016

UK's *Trek & Mountain* magazine awarded the Nallo 2 **Editor's Choice**, writing, "Great all-rounder with superb design and build quality."

2016

The Nallo 2 was named **Test Winner** in a review by Germany's *Outdoor* magazine.

2011

The USA's Hunt Alaska magazine named Nallo models **Editors' Choice** (Nallo 2 in 2016 and Nallo 3 GT in 2020), praising their roomy vestibules, durability, and impressive ruggedness.

2020, 2016

Twice the readers of Germany's leading outdoor magazine, *Outdoor*, voted the Nallo 2 GT **Gear of the Year**.

2003 & 2011

Three times the Nallo 2 has been rated **Gear of the Year** by the readers of *Outdoor*, Germany's top outdoor magazine.

2002, 2005 & 2006

Every Hilleberg tent comes with outer tent, inner tent, guy lines with line runners, poles, pegs, stuff bags for tent, poles and pegs, spare pole section, repair sleeve and instructions.

"Minimum Weight" refers to the outer and inner tents and the poles only. "Packed Weight" includes all items that come with the tent.

"Packed size" is measured with the poles and pegs, both in their bags, rolled into the tent inside the tent bag. Packing the tent and poles (both in their respective bags) into your pack separately will yield a significantly smaller tent package, and a pole package that can be easily slid into a corner of your pack. Our poles all fold to 43 cm/17 in.

All product features and measurement values, including tent weight and pole length, may vary somewhat from what is shown in our catalog, other printed items, and on our web site. Such differences can occur because of alterations in the design and production process and/or natural variations in the materials. Fabric dyes have natural variations, so the actual tent color may look slightly different from what is pictured here or on our website.



ALLAK

RED LABEL

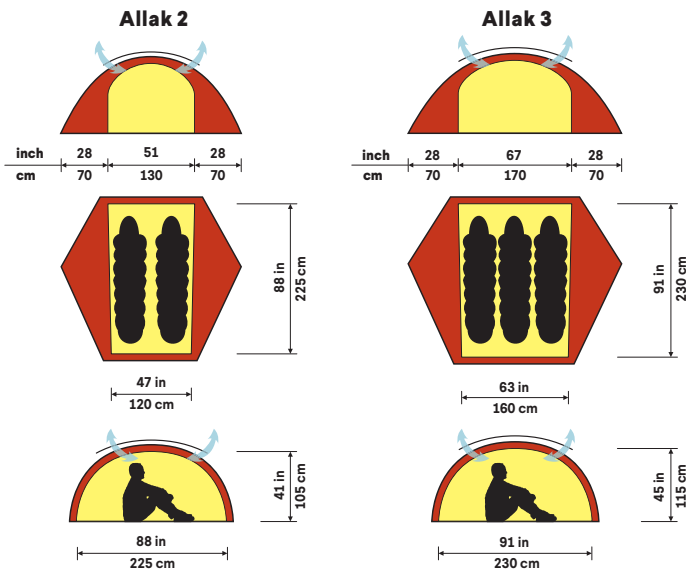
2 & 3 person

Simple, remarkably light, and completely freestanding, the Allak is an excellent all-arounder.

Colors: green, red, or sand



**SINCE ITS INTRODUCTION** over 10 years ago, the Allak has been one of our most popular tents. Offered in both a two- and a three-person version, the Allak models are remarkably light yet impressively strong, and are well-suited for anything from summer paddling to winter ski mountaineering, and from year-round backpacking to all-season peak bagging. Both offer a high degree of comfort while being easily light enough for mobile journeys, where you move your camp every day, and two people who want even more comfort will find the small increase in weight of the Allak 3 well worth it. The Allak model's two-entrance construction allows for superb ventilation options in warm weather while their three-pole dome structure is strong enough for summer or winter base camp use in all but the worst conditions. In addition, their fully freestanding construction makes them ideal for tough pitching conditions, such as rocky ground and sand, and their two integrated vestibules are set parallel to the sleeping area, giving excellent access to gear storage space as well as ease of entry and exit. Paddlers have long valued the Allak's ability to be pitched nearly anywhere, while backpackers choose it for its roomy stability and light weight. Mountaineers appreciate both the Allak's freestanding design, compact footprint, and its roominess, as well as its ability to deal with snow loading.



Hilleberg Ambassador Will Copestake, who is often on kayaking expeditions for months at a time, must have complete trust in his tents. Although he uses a variety of models, he often chooses the Allak for its lightweight strength and fully freestanding construction, welcome traits on the rocky beaches he often encountered during his 2023 expedition in the Patagonia region of South America. Photo: Will Copestake/willcopestakemedia.com.



Allak means "lake," in Sami, the language of the people indigenous to northern Scandinavia.

	Allak 2	Allak 3
Minimum Weight	2.8 kg/6 lbs 3 oz	3.2 kg/7 lbs 1 oz
Packed Weight	3.3 kg/7 lbs 4 oz	3.7 kg/8 lbs 3 oz
Inner Height	105 cm/41 in	115 cm/45 in
Inner Tent Area	2.8 m <sup>2</sup> /30.1 ft <sup>2</sup>	3.8 m <sup>2</sup> /40.9 ft <sup>2</sup>
Vestibule Area	2 x 0.8 m <sup>2</sup> 2 x 8.6 ft <sup>2</sup>	2 x 0.8 m <sup>2</sup> 2 x 8.6 ft <sup>2</sup>
Outer tent fabric	Kerlon 1200	Kerlon 1200
Poles (9 mm)	3 x 370 cm 3 x 145.7 in	3 x 406 cm 3 x 159.8 in
Pegs	12 V-Pegs	14 V-Pegs
Packed size* Length x diameter	51 cm x 18 cm 20 in x 7 in	53 cm x 19 cm 21 in x 7.5 in

Every Hilleberg tent comes with outer tent, inner tent, guy lines with line runners, poles, pegs, stuff bags for tent, poles and pegs, spare pole section, repair sleeve and instructions.

\*"Minimum Weight" refers to the outer and inner tents and the poles only. "Packed Weight" includes all items that come with the tent.

\*"Packed size" is measured with the poles and pegs, both in their bags, rolled into the tent inside the tent bag. Packing the tent and poles (both in their respective bags) into your pack separately will yield a significantly smaller tent package, and a pole package that can be easily slid into a corner of your pack. Our poles all fold to 43 cm/17 in.

All product features and measurement values, including tent weight and pole length, may vary somewhat from what is shown in our catalog, other printed items, and on our web site. Such differences can occur because of alterations in the design and production process and/or natural variations in the materials. Fabric dyes have natural variations, so the actual tent color may look slightly different from what is pictured here or on our website.

Hilleberg Ambassador Ståle Aklestad is no stranger to the backcountry. As an avid skier and photographer, he frequently travels in remote and unpredictable areas. "We spent some nights in the area, moving the tent to different locations every night, made possible by the Allak 2's lightness and ease to pitch. And when the weather suddenly changes, as often happens at the west coast of Norway, the Allak is the perfect safe spot to watch the snowfall," he says. Photo: Ståle Johan Aklestad/treogtind.no.

## Allak Details

Dual guy lines on each pole, with the upper attachment loop designed to wrap around the pole, increase stability in poor conditions.

Flaps protect zippers from the rain.

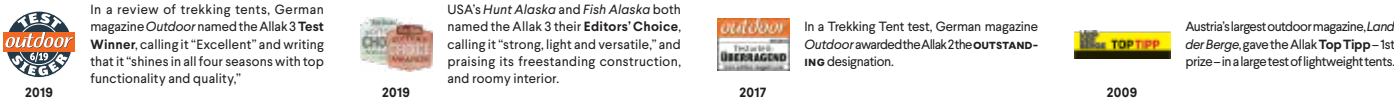
Separate vent cover protects open vents from snow and rain.

Adjustable roof vents can be closed with snow-proof panels, and are accessible from inside the tent.



- » Kerlon 1200 outer tent fabric and 9 mm poles make for a very lightweight yet supremely stable tent.
- » All-season construction: outer tent walls extend to the ground and mesh areas are backed with adjustable fabric panels.
- » Dome construction with multiple pole crossing points provide outstanding snow-load handling capability.
- » The Allak has plenty of room for two or three occupants and their gear.
- » Linked but separable inner and outer tent for simultaneous pitching.
- » Fully freestanding dome design requires no pegs for pitching, and the straightforward short sleeve and clip pole system make for quick, easy set up.
- » Dual entrances and vestibules ensure that one door can always be situated out of the wind and provide flexible entry/exit and storage options.
- » An optional footprint covers the entire area of the outer tent, including the vestibules. It connects directly to the tent, and can be left attached during pitching.
- » The inner tent can be replaced with the Allak Mesh Inner tent (sold separately; see page 80).
- » The outer and inner tents can be used separately. Pitching the inner tent alone requires the optional Allak pole holder kit (sold separately; see page 84).

## Allak awards





# VOICES FROM FRIENDS: John Barklow



**JOHN BARKLOW** is a hunter, mountaineer, backcountry skier and a retired U.S. Navy Diver. He is also a highly regarded outdoor expert, and he has built a hard-earned wealth of knowledge through decades of intense field experience, experience he is dedicated to sharing. He has educated U.S. Special Operations Forces, professional search and rescue groups, and first responders on the survival abilities and mindset needed to be

able to perform in extreme environments. And he uses the tools of digital media to share his knowledge with anyone who is willing to listen to his advice about how to stay safe and have the most successful time in the outdoors.

John was first inspired at a series of school speaking events by explorers who shared their stories of traveling through Africa and South America. “That’s awesome,’ I thought, ‘but I want those to be my stories,’” he says. By the time he was sixteen, he was filling his pack and going out and, as he puts it, “getting lost in the biggest piece of woods” he could find. He gradually headed further and further from home, and began doing truly remote backcountry hunting trips and mountaineering expeditions across the U.S. “It’s always been about adventure,” he says.

Many of his trips have very little room for error, which is why John is so serious about being prepared for anything, especially when it comes to shelter. “I think of a shelter as a bunker from the elements. It’s the place you crawl in to seek refuge, and get rest hopefully,” he says. With rigorous testing, constant adaptation and continual reevaluation, John has developed a system that he can completely count on – a system that is built on Hilleberg tents.

He first used Hilleberg tents when he was in the military and has continued to use them for decades. He counts on all-season tents for their strength – to easily brush off the backcountry’s nasty conditions; their comfort – for enjoying the beautiful days and nights; and for their ease of use – for the greatest adaptability on all of his trips

throughout the year. Specifically, he completely trusts the Nammåtj GT and Soulo models, as he has seen their performance in the very worst conditions.

He formed his reliance on Hilleberg tents only after he could be sure that they would handle anything that came their way. But even with the peace of mind of having a high-quality and dependable shelter, John stresses that having good gear and knowing how to use it are not the same. “Without knowledge you’re ignorant to how it works for when [bad] things happen,” he says. “You can have a Hilleberg tent, and it could be the best tent in the world, and the exact right tent for that environment and that trip and your group and all that. Well, if you don’t know how to stake it down and guy it out, it’s going to blow down the mountain with you in it.”

Perhaps the greatest lesson he has learned – and which applies as equally to all outdoor adventures as it does to shelter – is that “without that planning and preparation and trying to control the variables you can, and understanding there’s ones you

can’t, without that, you’re really setting yourself up for failure, and not consistent success,” he says. When he is putting himself in situations where his life could potentially be on the line, it is crucial to have shelter, other gear and skills that he can fall back on. And sharing the knowledge he has learned from being stuck in horrible situations is what brings him the most satisfaction. “I’ve always wanted to be that person who was competent outdoors. I always wanted to be that person who could go out and was knowledgeable and educated and could sustain themselves no matter what happened. And I think that I’ve gotten there, and so that’s very rewarding for me to know,” he says.

Over his long outdoor career, John has created an approach to both adventure and gear that is very deliberate, even methodical, and it is a process that has paid off both for himself and for others. “Professionally, that’s what’s very rewarding to me, being able to pass that on now. Because I wished I had that person back in the day, but I didn’t. Ultimately, I slowly got mentors, but they were always personal connections, face-to-face kind of stuff, whereas, [with] the social media thing, you can just impact so many more people now,” he says. After putting in so many years of hard work, he can finally, confidently be that mentor to so many people, and a resource to anyone who wants to be in the outdoors.

“Without knowledge you're ignorant to how it works when [bad] things happen. You can have a Hilleberg tent, and it could be the best tent in the world, and the exact right tent for that environment and that trip and your group and all that. Well, if you don't know how to stake it down and guy it out, it's going to blow down the mountain with you in it.”

– John Barklow



**IMAGES, CLOCKWISE FROM TOP LEFT:** “Hunting mostly solo, I’ve come to appreciate the versatility and uncompromising performance of the Soulo,” John says. ♣ For John, there is no “off season.” When he’s not hunting, he gets outside, often with his Nammåtj GT, for adventures year round. ♣ Hunters have a saying, “Go in light, come out heavy.” But John doesn’t believe weight is everything. He prioritizes bringing gear that offers safety over anything else. ♣ Having used Hilleberg tents for three decades on all kinds of trips, John understands the value of a good shelter. “I’ve been in some really gnarly, gnarly conditions and it wasn’t like you could just pack up and go home,” he says. ♣ The Soulo’s fully freestanding constructions gives John unlimited capability. Being able to make camp wherever he needs to means he can position himself for better glassing or views.

# VOICES FROM FRIENDS: Rirang OnAir

**A BUBBLY PERSONALITY** and an affinity for cats aren’t the usual characteristics you’d find in a bush crafter, but Yirang Kim, better known as Rirang OnAir to her 1.3 million YouTube subscribers, breaks the mold. She’s a solo bush-crafter and camper based in South Korea who does vlog-style videos of her outdoor journeys. And whether she’s taking in views by the sea, or spending a chilly night in the forest, she’ll usually be found making a warm meal and befriending the local cats before getting cozy inside her tent for the night.

Most people in South Korea, she says, either live in or very close to the city of Seoul, which has a population just shy of 10 million people. “It is so crowded,” she says, so weekend trips to the woods are a common escape from the bustle of the city. Many Koreans are introduced to the outdoors on trips like this, usually starting at a young age with family. Rirang’s first trip was at the age of 25, a little later than most. “I bought a tent and chairs on the way to camp. At that time, I had no camping gear and didn’t prepare enough gear. But I just tried camping!” She says. And despite her somewhat “late” start, found that the outdoors brought her a lot of enjoyment.

She started with family camping, then later took trips with friends and eventually discovered – somewhat by chance – that she really loved solo camping. “Honestly it was awkward at first. A day felt as long as three days. But soon, I could focus on myself. I didn’t have to keep pace with other people. If I want to eat? I just start cooking. If I want to sleep? I just jump into a sleeping bag. And I felt I should solve everything by myself. It was not easy but I felt some little achievement. I liked that point – self-achievement,” she says.

Once comfortable being out on her own, Rirang was free to start experimenting with her camping style. In Korea, camping is usually looked at as an opportunity for leisure and relaxation, she says, and most people want to be as comfortable as possible during their trip. This means camp setups often end up being really elaborate, with large tents, perfectly pitched tarps, and outdoor furniture like chairs, tables and string lights aplenty. But Rirang wanted to find something she could do in the outdoors that posed more of a challenge.

“I love bushcraft style. I love having a camp with minimal gear and sometimes making simple tools using materials from nature,” she says. She enjoys the planning and the problem solving she gets to do on her trips and being selective about the limited gear she brings with her. She has a huge passion for her Hilleberg tents and owns eight different tent models. “[They] make my worries go away. They’ve never failed so far,” she says.

“I love bushcraft style. I love having a camp with minimal gear and sometimes making simple tools using materials from nature.”

– Rirang OnAir

Most of her Hilleberg tents have seen bad weather at one point or another, including the Yellow Label Anjan and Rogen models she used even on trips to Korean islands known for strong winds and unpredictable weather. Rirang also appreciates the highly configurable ridge construction of the Yellow Label Anaris, and its very light weight works excellently with her bushcraft camping style. When she wants to go even more lightweight, she opts for the Mesh Tent 1 paired with the Tarp 5 for a minimal shelter solution to use during the summertime.

As far as Red Label tents go, Rirang loves the convenience of the Allak’s fully free-standing dome construction. “If I should use only one tent, I will choose this one,” she says. Her Red Label tunnel tent models – the Kaitum and Nallo – are quick and easy to pitch and also give her amazing space, especially when she uses them solo. And if she’s looking for something really spacious, she has a Blue Label Altai group tent as well.

“I like to use simple and minimal gear so I can reduce the tent pitching time and settling down time on the site,” Rirang says. All her Hilleberg tents fit that requirement, from her biggest to smallest, from dome to tunnel construction and throughout every Label category. “Quick installation and no trace is my camping motto,” she says. No matter what model she chooses, Rirang leaves home

with a strong, reliable, and functional tent that she knows will do what she needs it to do. “I am happy that I can share my experience with Hilleberg. Thanks for keeping me safe on my outdoor journey,” she says.

Her original intention was never to build a following online, but simply to be in the outdoors. “The motivation is very simple. At the beginning, I just liked recording my experience,” she continues, “But nowadays I am happy that many subscribers empathize with my trips and cheer me up. That is the reason why I can go camping every week.” She could’ve never anticipated that taking solo trips would lead to the inception of such a big community, but the outdoors has a special ability to bring people together in unexpected ways.



**IMAGE AT TOP OF PAGE:** No matter what season or weather she camps in, Rirang always brings a big smile.

**LOWER IMAGES, CLOCKWISE FROM LEFT:** In true bushcraft style, Rirang likes to utilize the environment around her, and pitched her Anaris outer tent using branches. “The design of Anaris goes very well with the bushcraft,” she says. ♣ “70% of Korea is mountain area. So I can reach a forest within 30 minutes. It is a good advantage, having easy access to mountains. I love to travel to the countryside and have local food!” Says Rirang. ♣ Rirang took an Allak to Mongolia for her first camping trip outside of Korea, which also happened to be her first time camping in the desert. “I could see a horizon and tons of stars,” she says. ♣ Food is a big part of Rirang’s camp life, so she usually brings lots of it. Her made-from-scratch dishes often incorporate fresh ingredients, like meat and vegetables. ♣ Outdoor cats are always welcome to spend a warm night in Rirang’s tent.





JANNU

RED LABEL

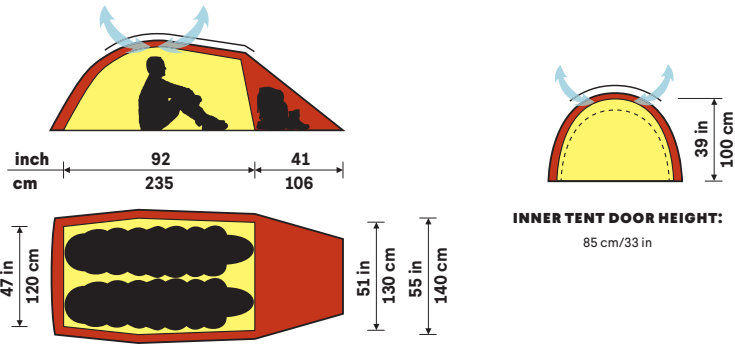
2 person

The Jannu is that rarest of combinations: tremendously strong and very light.

Colors: green, red, or sand



THE JANNU WAS DESIGNED to be an alpine climbing and mountaineering tent. Its compact footprint shines in limited-space sites, such as knife-edge ridges and small ledges, and it is very stable, even in high winds. Yet it is also easily light enough for use on long or short trips where low weight is a high priority. So, while the Jannu's strength and light weight has made it the tent of choice for alpine mountaineers, its excellent snow-loading resistance have made it extremely popular with winter campers, hunters, and high altitude trekkers. Its light weight and self-supporting structure have also attracted many long distance backpackers and paddle tourers. And, since it is quite strong and spacious yet also very light, solo adventurers expecting especially challenging conditions favor the Jannu, as well.



Jannu is a formidable 7710 m/25,295 ft peak (officially called Kumbhakarna) in the Himalayas.

Jannu	
Minimum Weight	2.8 kg/6 lbs 3 oz
Packed Weight	3.2 kg/7 lbs 1 oz
Inner Height	100 cm/39 in
Inner Tent Area	3.1 m <sup>2</sup> /33.4 ft <sup>2</sup>
Vestibule Area	1.2 m <sup>2</sup> 12.9 ft <sup>2</sup>
Outer tent fabric	Kerlon 1200
Poles (9 mm)	2 x 368, 1 x 373 cm 2 x 144.9, 1 x 146.8 in
Pegs	15 V-Pegs
Packed size* Length x diameter	52 cm x 18 cm 20.5 in x 7 in

Every Hilleberg tent comes with outer tent, inner tent, guy lines with line runners, poles, pegs, stuff bags for tent, poles and pegs, spare pole section, repair sleeve and instructions.

\*"Minimum Weight" refers to the outer and inner tents and the poles only. "Packed Weight" includes all items that come with the tent.

\*\*"Packed size" is measured with the poles and pegs, both in their bags, rolled into the tent inside the tent bag. Packing the tent and poles (both in their respective bags) into your pack separately will yield a significantly smaller tent package, and a pole package that can be easily slid into a corner of your pack. Our poles all fold to 43 cm/17 in.

All product features and measurement values, including tent weight and pole length, may vary somewhat from what is shown in our catalog, other printed items, and on our web site. Such differences can occur because of alterations in the design and production process and/or natural variations in the materials. Fabric dyes have natural variations, so the actual tent color may look slightly different from what is pictured here or on our website.

A compact footprint and self-supporting dome construction, which requires only the vestibule to be pegged out, make the Jannu a great tent for high or low elevation trips. Here near Mount Feathertop, the second highest mountain in Victoria, Australia, at 1922 m (6306 ft), one is pelted with powder during a solo backcountry ski trip. Photo: Vincent Guglielmini.



The Jannu's low profile handles high winds exceedingly well, making it quite at home on exposed hillsides, like here in Scotland. "My go-to tent for any inclement weather and also when sharing is the Jannu – it accommodates me, my dogs and my photography equipment without any problems, plus it always feels absolutely bomber," says Ash Todd. Photo: Ash Todd Photography.

Jannu Details



- » Kerlon 1200 outer tent fabric and 9 mm poles make for a very lightweight yet supremely stable tent.
- » All season construction: outer tent walls extend to the ground and mesh areas are backed with adjustable fabric panels.
- » Dome construction with multiple pole crossing points provide outstanding snow-load handling capability.
- » The Jannu has a good amount of room for two occupants and their gear.
- » Linked but separable inner and outer tent for simultaneous pitching.
- » Self-supporting dome design requires only the vestibule to be pegged, and the straightforward short sleeve and clip pole system make for quick, easy set up.
- » A single entrance and vestibule afford easy access and plenty of storage space, but keep the weight very low.
- » An optional footprint covers the entire area of the outer tent, including the vestibule. It connects directly to the tent, and can be left attached during pitching.
- » The outer and inner tents can be used separately. Pitching the inner tent alone requires 6 optional pole holders (sold separately; see page 84).

Jannu awards

USA's *Outdoor Gear Lab* has named the Jannu **Editors' Choice** for three years running, saying, "it is still the cream of the crop," and "...if you want the best of the best, the Jannu is hard to beat."

2011, 2014, 2016 – 2018

The Jannu took the number 2 spot (right behind our Nammattj 2) in *Outdoor Gear Lab's* 2013 review of 4-season tents, earning **Top Pick**: "the Jannu is our highest rated self-supporting dome tent."

2013

USA's *Backpacker* magazine named the Jannu **Best All-Around Mountaineering Tent**. "If you want the best winter shelter...get this mountain fortress."

Gear Guide 2010

USA's *Climbing Magazine* writes "[For Denali] you've got to have the proper gear," which includes the Jannu: "it's the perfect barrier against the harshest conditions."

2009



AKTO

RED LABEL

1 person

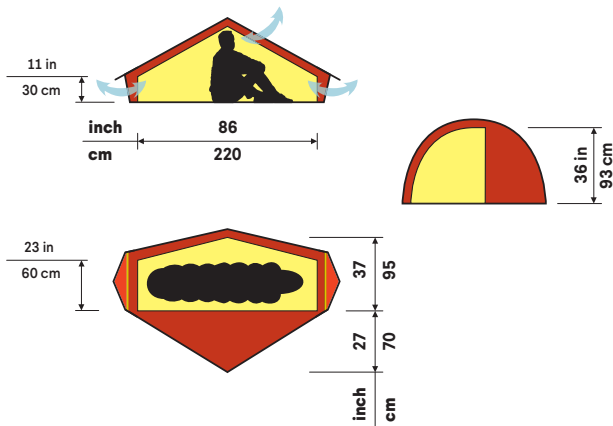
Aspacious, amazingly light solo tent with true all-season function.

Colors:  
green, red, or sand



**WHEN WE FIRST** introduced the Akto over 25 years ago, we did not know that it would become as popular as it has. Although only slightly heavier than a bivy bag, the Akto offers near-luxury, all-season shelter for the solo traveler – lodging that includes a vestibule and a packed size small enough to fit into a side pocket on many packs.

It's an ideal choice any time you need the lightest weight, all-season solo tent, and while it was not designed for extreme use, it has proven itself on extended polar expeditions, and so will stand up well to all conditions. Hikers, climbers, bicycle tourers and sea kayakers alike have embraced its lightweight roominess, and today it is being used in every clime, all over the world. Long distance back-packers especially appreciate having a sturdy, comfortable room of their own at the end of a long day on the trail. Trekkers find it excellent lightweight accommodation insurance for when traditional lodging in far flung places is overcrowded, overpriced, or unavailable. And tall users find it to be one of the few solo tents available that has enough room.



Akto means "alone" in Sami, the language of the people indigenous to northern Scandinavia.

"In August 2021 I hiked through the Jotunheimen National Park in Norway. My shelter was the Hilleberg Akto. It's light yet spacious. This photo was taken near Leirvassbu with Kyrkja (2032 m/ 6667 ft) in the background," writes András Sásdi. Photo: András Sásdi.



Akto

Minimum Weight	1.3 kg/2 lbs 14 oz
Packed Weight	1.7 kg/3 lbs 12 oz
Inner Height	93 cm/36 in
Inner Tent Area	1.7 m <sup>2</sup> /18.3 ft <sup>2</sup>
Vestibule Area	0.8 m <sup>2</sup> 8.6 ft <sup>2</sup>
Outer tent fabric	Kerlon 1200
Poles (9 mm)	1 x 293 cm 1 x 115.4 in
Pegs	10 V-Pegs
Packed size* Length x diameter	43 cm x 13 cm 17 in x 5 in

Every Hilleberg tent comes with outer tent, inner tent, guy lines with line runners, poles, pegs, stuff bags for tent, poles and pegs, spare pole section, repair sleeve and instructions.

\*"Minimum Weight" refers to the outer and inner tents and the poles only. "Packed Weight" includes all items that come with the tent.

\*\*"Packed size" is measured with the poles and pegs, both in their bags, rolled into the tent inside the tent bag. Packing the tent and poles (both in their respective bags) into your pack separately will yield a significantly smaller tent package, and a pole package that can be easily slid into a corner of your pack. Our poles all fold to 43 cm/17 in.

All product features and measurement values, including tent weight and pole length, may vary somewhat from what is shown in our catalog, other printed items, and on our web site. Such differences can occur because of alterations in the design and production process and/or natural variations in the materials. Fabric dyes have natural variations, so the actual tent color may look slightly different from what is pictured here or on our website.

Akto Details

Looped guy lines affixed to twin attachments on each side of the pole increase stability in poor conditions.

Integrated door and vent. The top of the door also acts as the vent's adjusting mechanism.

Partial no-see-um mesh on inner tent door is covered by an adjustable, fabric panel for all-season comfort.

Integrated storage pocket.

Zipper adjustable vents in head and foot ends of the outer tent provide good air flow, and are protected from rain by the angled design of the end itself.

Large flap protects the zipper from the rain.

High bathtub floor keeps out ground water.

Venting fabric on head and foot ends keeps out snow, yet is highly breathable.

Sturdy fiberglass rods in corners of the outer tent provide extra height and more usable space.

» Kerlon 1200 outer tent fabric and 9 mm poles make for a very lightweight yet supremely stable tent.

» All-season construction: outer tent walls extend to the ground and mesh areas are backed with adjustable fabric panels.

» Single pole construction offers excellent space to weight ratio and is the ideal choice for mobile journeys.

» The Akto has a plenty of room for one occupant and his or her gear.

» Linked but separable inner and outer tent for simultaneous pitching.

» Basic pitching requires only four pegs in the head and foot end guy lines, and the simple, single-opening, continuous pole sleeve and tensioner system is quick to pitch and remarkably stable. (**NOTE:** pegging out the four corners provides optimal floor space, venting and overall tent function and is highly recommended.)

» The single entrance/single vestibule configuration affords easy access as well as storage space.

» An optional footprint covers the entire area of the outer tent, including the vestibule. It connects directly to the tent, and can be left attached during pitching.

» The inner tent can be replaced with the Akto Mesh Inner tent (sold separately; see page 80).

» The outer and inner tents can be used separately. Pitching the inner tent alone requires the optional Akto/Enan pole holder kit (sold separately; see page 84).

Akto awards

UK's *Trail Magazine* awarded the Akto **Best in Test** in a test of premium one-person backpacking tents, writing "It is perfect for solo backpacking in wild weather."

2020, 2019

Britain's *Trek & Mountain* tested lightweight tents and named the Akto **Best in Test**. "This tent was definitely made by people who use them!" they wrote. "A superb piece of kit all round."

2012

British magazine and website *Adventure Travel* lauded the Akto for its spacious, strong, and easy to pitch design, writing, "Hilleberg tents are a delight and testing one is a privilege," wrote the reviewer. "... the Swedish company didn't disappoint."

2012

*Adventure Bike Rider*, a British magazine dedicated to adventurous motorcycle touring, gave the Akto 9 out of 10, praising its sturdiness, roominess and ventilation. "Everything has been considered with the user in mind."

2012



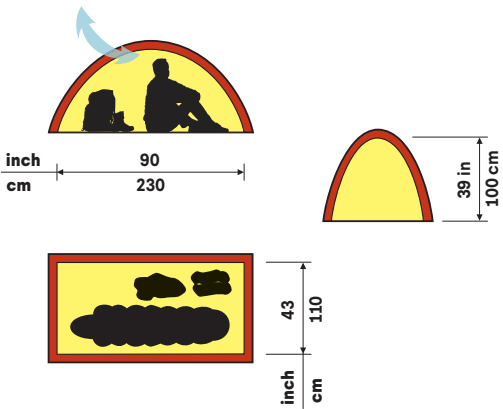
UNNA

RED LABEL

1 person

A fully freestanding, very light solo tent that can be pitched anywhere, anytime.

Colors: green, red, or sand



**OUR SIMPLEST SOLO TENT**, the fully freestanding Unna is supremely easy to pitch nearly anywhere – rocky shores, narrow ridgelines, dense forests (or, of course, even on “perfect” tent sites) – and it boasts an impressive amount of interior space. It is ideal for journeys in any season where low weight is a high priority, and where the terrain makes for tricky pitching conditions. Rather than a vestibule, the Unna has a spacious interior that easily accommodates the occupant and gear – or, in a pinch, two people. And by disconnecting a corner of the inner tent, one can create a virtual vestibule and keep the inner tent dry while entering or exiting in rainy conditions. Its dome design handles snow loading well, and its roominess and light weight lend themselves very well to mobile journeys, where you pitch your tent each day. Little wonder then that it has become a favorite of paddle tourers, year ‘round backpackers, mountaineers, cycle tourers and casual campers alike.

Unna means “small” in Sami, the language of the people indigenous to Scandinavia.

“Since my main interest is to take photos, I like this tent because it has plenty of room to spread out my belongings even when I’m camping alone. I’ve been using it since 2014, and it is still working great, so I’ll continue to enjoy it,” says Mob Yamamoto. The Unna was a great choice to enjoy bluebird skies from the mountains in Japan. Photo: Mob Yamamoto.



The Unna’s fully freestanding construction has long been favored by paddlers who must often pitch their tent on rocky conditions. Here one is perfectly perched on an island in the Tjust Archipelago, Sweden. Photo: Johannes Löf/@myoutdoorpassion.

Unna Details



- » Kerlon 1200 outer tent fabric and 9 mm poles make for a very lightweight yet very stable tent.
- » All-season construction: outer tent walls extend to the ground and mesh areas are backed with adjustable fabric panels.
- » Dome construction with two poles provides remarkable strength and generous head room while keeping the weight low.
- » The Unna has plenty of room for one occupant and his or her gear.
- » Linked but separable inner and outer tent for simultaneous pitching.
- » Fully freestanding dome design requires no pegs for pitching, and the simple full sleeve and tensioner pole system make for quick, easy set up.
- » The single entrance configuration affords easy access and a spacious interior. If desired, a corner of the inner can be disconnected to create a “virtual” vestibule.
- » An optional footprint covers the entire area of the tent. It connects directly to the tent, and can be left attached during pitching.
- » The inner tent can be replaced with the Unna Mesh Inner tent (sold separately; see page 80).
- » The outer and inner tents can be used separately. Pitching the inner tent alone requires 4 optional pole holders (sold separately; see page 84).

Unna awards



USA’s American Alpine Institute has given its coveted **Guides Choice Award** to six Hilleberg models, including the Unna, declaring, “They are perfection in design.”



# YELLOW LABEL

**Yellow Label tents are the best choice if light weight is your highest priority and if you travel in the snow-free months and in protected terrain, or in warmer climates.**

**WE ENGINEER** our Yellow Label tents principally to be light-weight. Intended for use in warmer climates and in snow-free conditions, these models have inner tents with large mesh panels which are always open as well as full-time venting integrated into their construction. This ensures they have superb warm weather venting, but can also make them feel cold in cooler

conditions. Yellow Label models are perfect for long or short trips in more protected terrain, but, while they do have remarkable strength, their lighter weight materials and their design make them less than ideal for fully exposed or high altitude terrain or remote adventures.

### Helags – pg. 54



- » Available in 2 & 3 person sizes
- » 2 entrances/2 vestibules

### Anjan & Anjan GT – pg. 56



- » Available in 2 & 3 person sizes
- » 1 entrance/1 vestibule
- » Extended vestibule on GT version

### Rogen – pg. 58



- » Available in 2 & 3 person sizes
- » 2 entrances/2 vestibules

### Niak – pg. 60



- » 2 person
- » 1 entrance/1 vestibule

### Anaris – pg. 62



- » 2 person
- » 2 entrance/2 vestibules

### Enan – pg. 64



- » 1 person
- » 1 entrance/1 vestibule

**Yellow Label tents are constructed with our lightest materials:**

- » Our Kerlon 1000 outer tent fabric, with an 8 kg/17.5 lb tear strength.
- » 9 mm poles.
- » 2 mm guy lines.
- » Our lightest inner tent and floor fabrics.
- » Lighter weight zippers.

**Yellow Label tents are designed to be very light and to provide comfort appropriate to use in warmer climates and/or snow-free conditions:**

- » Outer tent may not go all the way to the ground, and full-time venting is built into the tent's design.
- » Different length poles reduce weight.
- » Large, fixed mesh panels on the inner tent and integrated permanent venting in the outer tent walls create constant cooling air flow (which can feel cold in cooler conditions).
- » The interior is designed to maximize light weight while providing sufficient roominess.

*Our Yellow Label tents are very light as well as remarkably strong, and are built for travels during not only the summertime, but also in the spring and fall shoulder seasons. Here an Enan is used during a fall bikepacking trip, where Anthony Komarnicki needed a reliable tent while traveling in France. Photo: Anthony Komarnicki/Carnets d'Aventures.*



Yellow Label tents offer the consummate warm weather, lightweight, backcountry shelter solution and users willing to give up some comfort for super light weight will find their inherent strength up to surprisingly tough challenges.

*We build our Yellow Label tents to be very light, but also comfortable and durable enough to handle shifts in weather as well as strong enough to last for many years of use. Here, Hilleberg Ambassador Will Copestake uses a Niak in Scotland's scenic backcountry. Photo: Will Copestake/willcopestakemedia.com.*





HELAGS

YELLOW LABEL

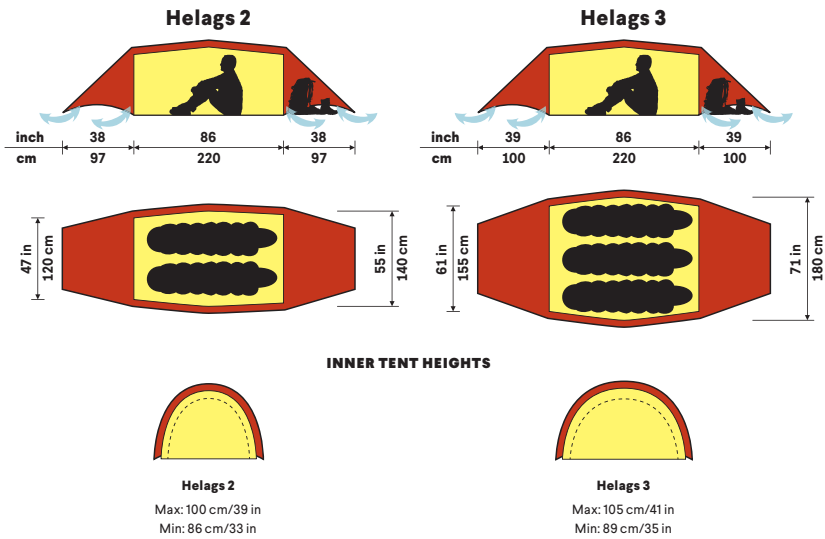
2 & 3 person

Versatile, very light, roomy, and comfortable two-vestibule tents for snow-free adventures.

Colors: green, red, or sand



**ROOMY, LIGHT, AND COMFORTABLE**, the Helags models are outstanding choices for those looking for comfort and low weight for their adventures during the snow-free times of the year. Their two vestibule configuration results in an inner tent with vertical ends, near vertical sidewalls, and full sitting height throughout the tent. Curved patterning on the bottom of the outer tent walls provides full-time ventilation without compromising protection from rain, and all-mesh inner tent doors promote impressive air flow. For even more venting (and for great views), both vestibule doors can be rolled away completely. Patterned after the Red Label Kaitum, the Helags is an excellent “all-rounder.” It excels at mobile journeys, where you pitch your tent and take it down frequently, and it is equally at home on a variety of adventures. Backpackers, paddlers and bicycle tourers will all love its lightweight roominess, and since the Helags 3 weighs just 200 g (7 oz) more than the Helags 2, sizing up is an easy choice for those wanting even more comfort.



“Just outside the city of Molde, Norway, scattered small islands make the perfect scene for after-work kayaking,” says Hilleberg Ambassador Ståle Aklestad. “And if you bring your Helags and like kayaking in the rising sun, you can still be back for work the next day.” Photo: Ståle Johan Aklestad/treogtind.no.

Helags is a mountain in northwest Härjedalen, Sweden, close to the border of Jämtland and Norway.

	Helags 2	Helags 3
Minimum Weight	2.1 kg/4 lbs 10 oz	2.3 kg/5 lbs 1 oz
Packed Weight	2.4 kg/5 lbs 5 oz	2.6 kg/5 lbs 12 oz
Inner Height	100 cm/39 in	105 cm/41 in
Inner Tent Area	2.9 m <sup>2</sup> /31.2 ft <sup>2</sup>	3.7 m <sup>2</sup> /39.8 ft <sup>2</sup>
Vestibule Area	2 x 1 m <sup>2</sup> 2 x 10.8 ft <sup>2</sup>	2 x 1.3 m <sup>2</sup> 2 x 14 ft <sup>2</sup>
Outer tent fabric	Kerlon 1000	Kerlon 1000
Poles (9 mm)	1 x 305, 2 x 260 cm 1 x 120.1, 2 x 102.4 in	1 x 328, 2 x 285 cm 1 x 129.1, 2 x 112.2 in
Pegs	16 Y-Peg UL	16 Y-Peg UL
Packed size* Length x diameter	51 cm x 17 cm 20 in x 6.5 in	51 cm x 18 cm 20 in x 7 in

Every Hilleberg tent comes with outer tent, inner tent, guy lines with line runners, poles, pegs, stuff bags for tent, poles and pegs, spare pole section, repair sleeve and instructions.

\*Minimum Weight\* refers to the outer and inner tents and the poles only. \*Packed Weight\* includes all items that come with the tent.

\*“Packed size” is measured with the poles and pegs, both in their bags, rolled into the tent inside the tent bag. Packing the tent and poles (both in their respective bags) into your pack separately will yield a significantly smaller tent package, and a pole package that can be easily slid into a corner of your pack. Our poles all fold to 43 cm/17 in.

All product features and measurement values, including tent weight and pole length, may vary somewhat from what is shown in our catalog, other printed items, and on our web site. Such differences can occur because of alterations in the design and production process and/or natural variations in the materials. Fabric dyes have natural variations, so the actual tent color may look slightly different from what is pictured here or on our website.



Even at higher elevations, the Helags can be a wonderfully light yet very spacious choice for snow-free trips. The Enchantments mountain range in Washington state, USA, is known for its dramatic elevation gain and for its fickle weather, so the Helags made the perfect, lightweight and strong choice for a fall backpacking trip. Photo: Jon Dykes/Hilleberg Team.

Helags Details

Looped guy lines affixed to twin attachments on each side of each pole increase stability in poor conditions.

Inner tent doors are all mesh, providing constant air flow.



4 Integrated stowage pockets.

High bathtub floor keeps out ground water.

- » Kerlon 1000 outer tent fabric and 9 mm poles make for a supremely lightweight tent that is still quite strong.
- » 3-season design: ventilation is built into the construction, and the inner tent mesh areas have no backing fabric panels.
- » Tunnel construction offers maximum space to weight ratio and is the ideal choice for mobile journeys.
- » The Helags has plenty of room for the stated number of occupants and their gear.
- » Linked but separable inner and outer tent for simultaneous pitching.
- » Tunnel design requires only four pegs for pitching, and the simple, single-opening, continuous sleeve and pole tensioner pole system is quick to pitch and remarkably stable.
- » Dual entrances ensure that one door can always be situated out of the wind and provide flexible entry/exit options.
- » An optional footprint covers only the inner tent area and not the vestibule. It connects directly to the tent, and can be left attached during pitching.
- » The inner tent can be replaced with the Helags Mesh Inner tent (sold separately; see page 80).
- » The outer and inner tents can be used separately. Pitching the inner tent alone requires 4 optional pole holders (sold separately; see page 84).

Helags awards



Every year, the editors of Germany’s Outdoor Magazin evaluate the most innovative products in the outdoor market, and, after extensive lab and field tests, choose a single product for each category as **Editors’ Choice**. We are honored that they have named the Helags 2 an Editors’ Choice Award winner for Best Tent 2022.



ANJAN  
ANJAN GT

2 & 3 person

Ideal tents for mobile journeys in warmer conditions where the lowest weight is the highest priority.

Colors:  
green, red, or sand

YELLOW LABEL



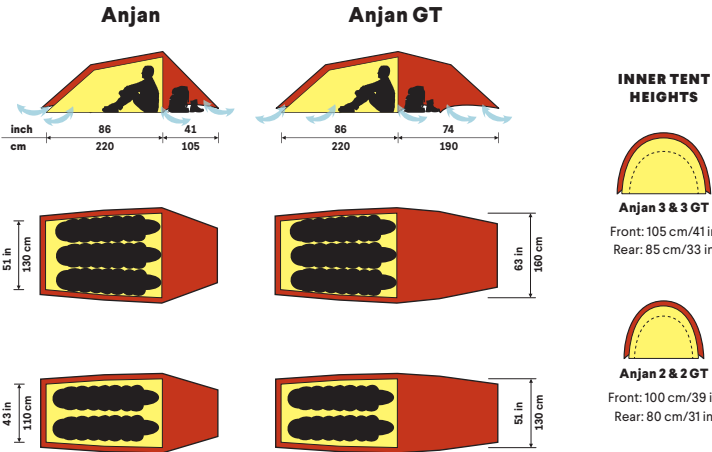
ANJAN



ANJAN GT

THE ANJAN AND ANJAN GT models were created specifically as very lightweight tents for use in snow-free conditions, and are especially good for mobile adventures. All have curved patterning on the outer tent walls to ensure constant venting while still offering excellent protection from the rain, and their single opening pole sleeves offer quick pitching. Their inner tents have an all mesh door and a large mesh vent in the rear wall for continual air flow. For very warm conditions, you can fully roll up the rear wall of the outer tent, and you can completely roll away the Anjan's vestibule.

Both the Anjan and Anjan GT models are perfect for 3-season backpacking and summer bicycle tours, and are well-suited for hunters on scouting trips or on early season hunts. They are also ideal for warm weather comfort seekers who want to “size up” but still keep the weight very low: the Anjan 2 makes a deluxe solo tent, and the Anjan 3 is lightweight luxury for two. Even the Anjan 2 GT and Anjan 3 are surprisingly light – yet huge – solo shelter options for those who hold spaciousness in the highest regard!



Anjan is a lake in northern Sweden.

	Anjan 2	Anjan 2 GT	Anjan 3	Anjan 3 GT
Minimum Weight	1.5 kg/3 lbs 5 oz	1.9 kg/4 lbs 3 oz	1.7 kg/3 lbs 12 oz	2.1 kg/4 lbs 10 oz
Packed Weight	1.8 kg/4 lbs	2.2 kg/4 lbs 14 oz	2.0 kg/4 lbs 7 oz	2.4 kg/5 lbs 5 oz
Inner Height	100 cm/39 in	100 cm/39 in	105 cm/41 in	105 cm/41 in
Inner Tent Area	2.6 m <sup>2</sup> /28.0 ft <sup>2</sup>	2.6 m <sup>2</sup> /28.0 ft <sup>2</sup>	3.2 m <sup>2</sup> /34.4 ft <sup>2</sup>	3.2 m <sup>2</sup> /34.4 ft <sup>2</sup>
Vestibule Area	1.2 m <sup>2</sup> 13 ft <sup>2</sup>	2.5 m <sup>2</sup> 27 ft <sup>2</sup>	1.4 m <sup>2</sup> 15.1 ft <sup>2</sup>	2.9 m <sup>2</sup> 31.2 ft <sup>2</sup>
Outer tent fabric	Kerlon 1000	Kerlon 1000	Kerlon 1000	Kerlon 1000
Poles (9 mm)	1 x 305, 1 x 260 cm 1 x 120.1, 1 x 102.4 in	1 x 305, 2 x 260 cm 1 x 120.1, 2 x 102.4 in	1 x 328, 1 x 285 cm 1 x 129.1, 1 x 112.2 in	1 x 328, 2 x 285 cm 1 x 129.1, 2 x 112.2 in
Pegs	12 Y-Peg UL	16 Y-Peg UL	12 Y-Peg UL	16 Y-Peg UL
Packed size* Length x diameter	46 cm x 13 cm 18 in x 5 in	46 cm x 14 cm 18 in x 5.5 in	48 cm x 14 cm 19 in x 5.5 in	48 cm x 15 cm 19 in x 6 in
Every Hilleberg tent comes with outer tent, inner tent, guy lines with line runners, poles, pegs, stuff bags for tent, poles and pegs, spare pole section, repair sleeve and instructions. *“Minimum Weight” refers to the outer and inner tents and the poles only. “Packed Weight” includes all items that come with the tent. **“Packed size” is measured with the poles and pegs, both in their bags, rolled into the tent inside the tent bag. Packing the tent and poles (both in their respective bags) into your pack separately will yield a significantly smaller tent package, and a pole package that can be easily slid into a corner of your pack. Our poles all fold to 43 cm/17 in. All product features and measurement values, including tent weight and pole length, may vary somewhat from what is shown in our catalog, other printed items, and on our web site. Such differences can occur because of alterations in the design and production process and/or natural variations in the materials. Fabric dyes have natural variations, so the actual tent color may look slightly different from what is pictured here or on our website.				

Anjan & Anjan GT awards



USA's American Alpine Institute has given its coveted **Guides Choice Award** to six Hilleberg models, including the Anjan, declaring, “They are perfection in design.”



The USA's *Outdoor Gear Lab* named the Anjan GT **Top Pick**, writing, “This is the best choice if you need a tent that will do the job from the very earliest thaw of spring to the first winter squall.”



In a review of comfortable tents for longer trekking trips, Germany's *Trekking Magazin* picked the Anjan 3 GT as the best all-around choice.

2016



*OutdoorGearLab* reviewed 24 backpacking tents, and named the Anjan **Editors' Choice**: “An all-star choice among our testers...If we were to have a single tent for all three-season trips...the Anjan would be it.”

2013/2014

ANJAN

ANJAN GT VESTIBULE

High bathtub floor keeps out ground water. 2 Integrated stowage pockets. Inner tent doors are all mesh, providing constant air flow.

- » Kerlon 1000 outer tent fabric and 9 mm poles make for a supremely lightweight tent that is still quite strong.
- » 3-season design: ventilation is built into the construction, and the inner tent mesh areas have no backing fabric panels.
- » Tunnel construction offers maximum space to weight ratio and is the ideal choice for mobile journeys.
- » Both the Anjan and Anjan GT have a good amount of room for the stated number of occupants and their gear.
- » Linked but separable inner and outer tent for simultaneous pitching.
- » Tunnel design requires only four pegs for pitching, and the simple, single-opening, continuous sleeve and pole tensioner pole system is quick to pitch and remarkably stable.
- » A single entrance and vestibule afford easy access and plenty of storage space, but keep the weight very low. The Anjan GT's extended vestibule provides even more storage space.
- » An optional footprint covers only the inner tent area and not the vestibule. It connects directly to the tent, and can be left attached during pitching.
- » The inner tents in the Anjan models can be replaced with the Anjan Mesh Inner tents (sold separately; see page 80).
- » The outer and inner tents can be used separately. Pitching the inner tent alone requires 4 optional pole holders (sold separately; see page 84).



The Netherlands' *Op Pad* named the Anjan 3 GT the winner in test of seven lightweight tunnel tents, concluding that it “has a number of strengths: weight, ease of use, space and quality.”

2014



USA's *Fish Alaska* magazine declared the Anjan 3 GT their **Editors' Choice**, saying “the Anjan 3 GT is a lightweight tent perfect for staying mobile while hopping from stream to stream as you chase the fish during the Alaska summer.”

2014



In a test of tunnel tents, Austria's *Land der Berge* awarded the Anjan 3 GT 1st place – **Top Tipp** – saying, “The Anjan 3 GT is equipped with so many well thought out details that its top prize status cannot be denied.”

2014



USA's *Trail Runner* magazine awarded the Anjan **Editors' Choice** for Fastpacking, commenting, “you may never need another tent.”

2013



ROGEN

YELLOW LABEL

NEW SIZE

2 & 3 person

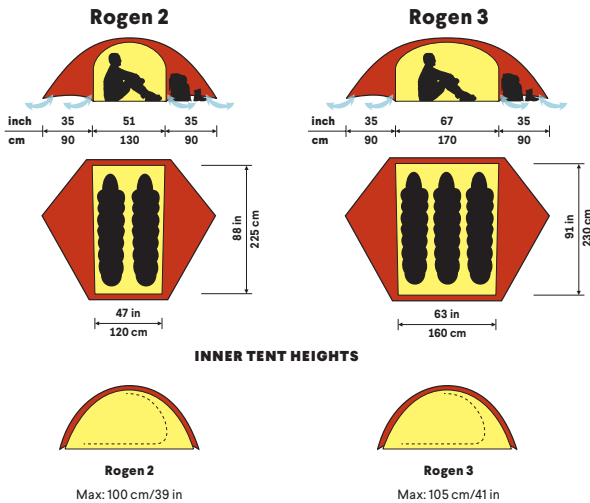
Excellent all-around tents for warmer weather trips where the lightest weight is the prime concern.

Colors:  
green, red, or sand



SINCE ITS INTRODUCTION, THE ROGEN has become one of the top 2-person tents of choice for any trip in snow-free conditions. Now, the new light and roomy Rogen 3 brings 3-person capability to the Rogen family, and the original Rogen becomes the Rogen 2. The Rogen models' self-supporting dome structure, which requires only the vestibules to be pegged out, along with two vestibules each with two doors offer plenty of comfort and weather protection, while curved patterning on the bottom of the outer tent walls and all-mesh inner tent doors provide constant, full time air flow. Either door on the vestibules can be used for entry and exit, offering excellent flexibility, and both doors can be partially or completely rolled away for extra air flow. Guy lines on the bottom edge of the head and foot ends of the tent can be adjusted for more ventilation, or in less than fine conditions, for more weather protection.

The Rogen's versatile venting, remarkably low weight, and dual-vestibule comfort will appeal to paddlers, summer mountain scramblers, backpackers and bicycle tourers, among others. And because of its light weight, the Rogen 2 makes a great choice for solo travelers who value roominess and maximum comfort. Similarly, the Rogen 3 makes an excellent choice for a pair, or a wonderfully roomy option for one person traveling with a big dog.



Rogen is a nature preserve in northern Sweden that is famous for its canoeing.

Remarkably lightweight, spacious and strong, the Rogen is an excellent go-to tent for any snow-free adventure. The Hilleberg Team enjoyed using Rogen 2s and 3s during a fall outing in the Swedish mountains. Photo: Petra Hilleberg.



The Rogen makes an excellent choice for tough pitching conditions, such as in rocky or sandy terrain, or in limited space sites. Here, one fits nicely between beached driftwood in Olympic National Park, Washington state, USA. Photo: Tyler Lofquist/Hilleberg Team.

Rogen Details

Inner tent doors are all mesh, providing constant air flow.

Short roof pole provides head room in the vestibule and entrance while keeping the weight low.

Looped guy lines affixed to twin attachments on each side of each pole increase stability in poor conditions.



- » Kerlon 1000 outer tent fabric and 9 mm poles make for a supremely lightweight tent that is still quite strong.
- » 3-season design: ventilation is built into the construction, and the inner tent mesh areas have no backing fabric panels.
- » Dome construction with two main crossing poles is an excellent choice for tough pitching conditions.
- » The Rogen has a good amount of room for two occupants and their gear.

- » Linked but separable inner and outer tent for simultaneous pitching.
- » Self-supporting dome design requires only the vestibules to be pegged, and the simple full sleeve and tensioner pole system make for quick, easy set up
- » Dual entrances and vestibules ensure that one door can always be situated out of the wind and provide flexible entry/exit and storage options.

- » An optional footprint covers only the inner tent area and not the vestibules. It connects directly to the tent, and can be left attached during pitching.
- » The inner tent can be replaced with the Rogen Mesh Inner tent (sold separately; see page 80).
- » The outer and inner tents can be used separately. Pitching the inner tent alone requires 4 optional pole holders (sold separately; see page 84).

	Rogen 2	Rogen 3
Minimum Weight	1.9 kg/4 lbs 3 oz	2.2 kg/4 lbs 14 oz
Packed Weight	2.2 kg/4 lbs 14 oz	2.5 kg/5 lbs 8 oz
Inner Height	100 cm/39 in	105 cm/41 in
Inner Tent Area	2.8 m²/30.1 ft²	3.8 m²/40.9 ft²
Vestibule Area	2 x 1 m² 2 x 10.8 ft²	2 x 1.1 m² 2 x 11.8 ft²
Outer tent fabric	Kerlon 1000	Kerlon 1000
Poles (9 mm)	1 x 127, 2 x 377 cm 1 x 50, 2 x 148.4 in	1 x 167, 2 x 406 cm 1 x 65.7, 2 x 159.8 in
Pegs	14 Y-Peg UL	14 Y-Peg UL
Packed size* Length x diameter	46 cm x 15 cm 18 in x 6 in	47 cm x 16 cm 18.5 in x 6.5 in

Every Hilleberg tent comes with outer tent, inner tent, guy lines with line runners, poles, pegs, stuff bags for tent, poles and pegs, spare pole section, repair sleeve and instructions.

\*"Minimum Weight" refers to the outer and inner tents and the poles only. "Packed Weight" includes all items that come with the tent.

\*\*"Packed size" is measured with the poles and pegs, both in their bags, rolled into the tent inside the tent bag. Packing the tent and poles (both in their respective bags) into your pack separately will yield a significantly smaller tent package, and a pole package that can be easily slid into a corner of your pack. Our poles all fold to 43 cm/17 in.

All product features and measurement values, including tent weight and pole length, may vary somewhat from what is shown in our catalog, other printed items, and on our web site. Such differences can occur because of alterations in the design and production process and/or natural variations in the materials. Fabric dyes have natural variations, so the actual tent color may look slightly different from what is pictured here or on our website.

Rogen awards



Germany's largest outdoor magazine, *Outdoor*, named the Rogen **Test Winner** in their test of lightweight tents. "The Hilleberg Rogen is a highly functional dome for treks from spring to autumn."



Dutch outdoor magazine *Op Pad* conducted a tent test and named the Rogen **Test Winner**. "Excellent three-season tent. Easy and quick to set up, even in bad weather. Sophisticated to the last detail and therefore the Test Winner."



*Utemagasinet*, Sweden's largest outdoor publication, named the Rogen **Product of the Year**, noting that it is equally well-suited for backpacking, paddle touring and travel use. "There is a lot of function for very little weight."



NIAK

YELLOW LABEL

2 person

A very simple, very light and highly versatile three-season tent.

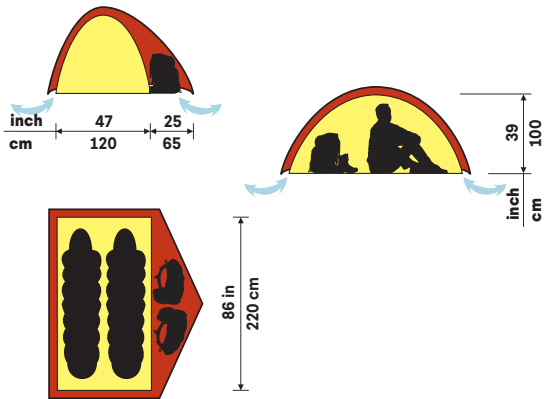
Colors: green, red, or sand



WE PURPOSELY CREATED the Niak as a snow-free adventure tent that is a hybrid between a two-person and a solo model. For two, it is a stellar choice for those who want minimal weight and who accept that its single door and lengthwise vestibule make it somewhat less comfortable than our other two person models. This makes the Niak especially good for a parent and a child, or for one person and a dog. At the same time, for the solo adventurer, the Niak is a veritable palace, the perfect warm weather solution for those wanting maximum comfort at a still impressively low weight.

As with our other Yellow Label models, the Niak's outer tent is made from our lightest weight Kerlon 1000, and it is supported by the same DAC NSL 9 mm poles used in our Red and other Yellow Label models. Its simple, two pole design – inspired by our Red Label Unna solo tent – is quick to pitch and very stable, and the single vestibule can be completely rolled away to maximize air flow through the full mesh inner tent door. In addition, curved patterning along the bottom edges of the outer tent create space that both allows for constant air flow and also ensures that the outer tent is stretched properly for optimal performance.

Prior to its introduction, the Niak went through well over 250 backcountry nights of use, in all types of weather, in Scandinavia and the US, as well as in the Alps and in Scotland. Two person users appreciated its light weight, and solo users loved that it offered such roomy luxury at such a surprisingly low weight. All proclaimed it as an outstanding choice for any summer or warm weather trip.



The Niak is a very lightweight tent for two people, but it is lightweight enough that it's often used solo, giving its user palatial space and comfort. Here, Hilleberg Ambassador Will Copestake finds an excellent viewpoint during a solo trip in his local Scotland backcountry. Photo: Will Copestake/willcopestakemedia.com.

Niak is a peak in Sarek National Park in northern Sweden.



Niak	
Minimum Weight	1.6 kg/3 lbs 8 oz
Packed Weight	1.8 kg/3 lbs 15 oz
Inner Height	100 cm/39 in
Inner Tent Area	2.6 m <sup>2</sup> /28 ft <sup>2</sup>
Vestibule Area	0.75 m <sup>2</sup> 8.1 ft <sup>2</sup>
Outer tent fabric	Kerlon 1000
Poles (9 mm)	2 x 370 cm 2 x 145.7 in
Pegs	10 Y-Peg UL
Packed size* Length x diameter	46 cm x 14 cm 18 in x 5.5 in

Every Hilleberg tent comes with outer tent, inner tent, guy lines with line runners, poles, pegs, stuff bags for tent, poles and pegs, spare pole section, repair sleeve and instructions.

\*Minimum Weight\* refers to the outer and inner tents and the poles only. \*Packed Weight\* includes all items that come with the tent.

\*\*Packed size\* is measured with the poles and pegs, both in their bags, rolled into the tent inside the tent bag. Packing the tent and poles (both in their respective bags) into your pack separately will yield a significantly smaller tent package, and a pole package that can be easily slid into a corner of your pack. Our poles all fold to 43 cm/17 in.

All product features and measurement values, including tent weight and pole length, may vary somewhat from what is shown in our catalog, other printed items, and on our web site. Such differences can occur because of alterations in the design and production process and/or natural variations in the materials. Fabric dyes have natural variations, so the actual tent color may look slightly different from what is pictured here or on our website.



For a canoe trip in Sweden with his son, Christoph Haas knew the Niak would make a perfect choice. Since it is so light weight and easy to set up, they could focus on spending quality father-son time. Photo: Christoph Haas/www.rockandsnow.de.

Niak Details



- » Kerlon 1000 outer tent fabric and 9 mm poles make for a very lightweight yet strong tent.
- » 3-season design: ventilation is built into the construction, and the inner tent mesh areas have no backing fabric panels.
- » Self-supporting dome design requires only the vestibule to be pegged, and the simple full sleeve and tensioner pole system make for quick, easy set up.
- » The Niak has room enough for two plus gear, and is also a spacious mansion for one.
- » Linked but separable inner and outer tent for simultaneous pitching.
- » The single entrance/single vestibule configuration affords easy access as well as storage space.
- » An optional footprint covers only the inner tent area and not the vestibule. It connects directly to the tent, and can be left attached during pitching.
- » The inner tent can be replaced with the Niak Mesh Inner tent (sold separately; see page 80).
- » The outer and inner tents can be used separately. Pitching the inner tent alone requires 4 optional pole holders (sold separately; see page 84).

Niak awards

USA's American Alpine Institute has given its coveted **Guides Choice Award** to six Hilleberg models, including the Niak, declaring, "They are perfection in design."

Germany's *Outdoor Magazin* chose the Niak as **Test Winner** in a test of lightweight tents, writing that it offers roominess, robust materials, and great weather protection at a low weight.

USA's *Hunt Alaska* magazine named the Niak **Editors' Choice**, writing, "It is the best pick for a lightweight, early-to-mid-season ultra-light tent. Robust enough to handle Alaska's wind and rain."

Outdoor, Germany's largest and most prestigious outdoor magazine, awarded the Niak **Editors' Choice**, citing its excellent weather protection, its simple, easy to pitch construction, and its "sensational space to weight ratio."



ANARIS

YELLOW LABEL

2 person

Very light, roomy, remarkably strong and versatile ridge tent for warm weather adventures.

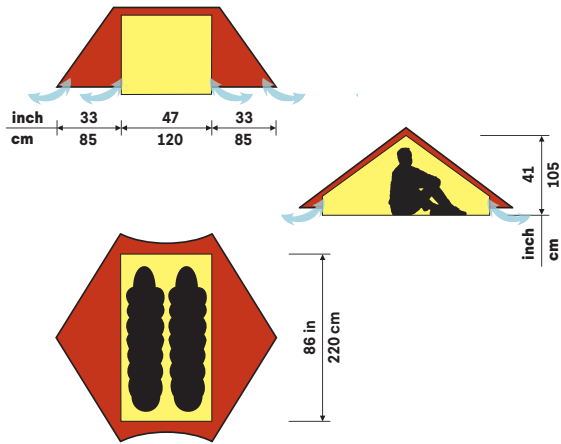
Colors: green, red, or sand



THE ANARIS is a very light and airy two-person ridge tent inspired by the first Hilleberg model, the Keb. Conceived for warm-weather backpackers and trekkers who prefer hiking with trekking poles, its two-vestibule construction is configured so the occupants sleep parallel to the vestibules. This provides impressive room for two people, with plenty of space for both and a dedicated entrance and vestibule for each. It also offers – along with the Anaris's remarkably low weight – voluminous luxury for the solo traveler.

Backpackers who use trekking poles for hiking often look for a lightweight way to integrate their poles into their shelter. While many choose a minimal setup, such as our Tarp 5 and Mesh Tent 1, the Anaris offers an elegantly light solution for those who prefer the comfort of a true Hilleberg tent. As with all our models, the Anaris has linked outer and inner tents, allowing simultaneous pitching of both or separate use of either. The outer tent, made with our very light yet strong Kerlon 1000, provides both outstanding weather protection, and, thanks to the walls not going all the way to the ground and the curved patterning at their bottoms, full-time air flow. Roll both doors on both vestibules completely away, and the inner tent's full mesh doors and entrance walls provide superlative venting for very warm conditions.

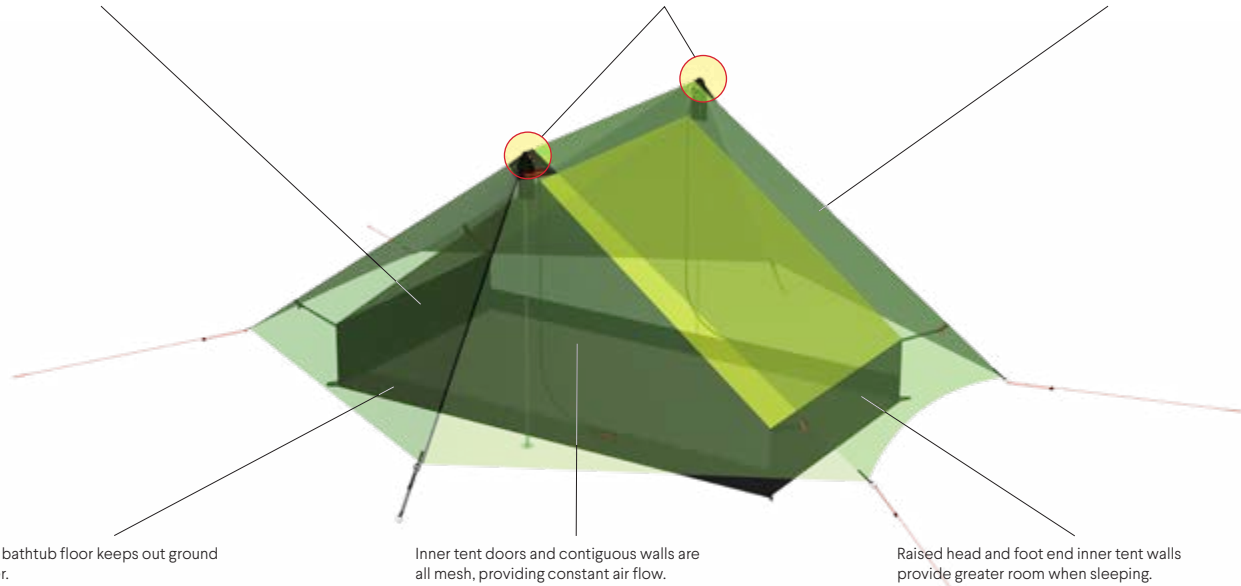
The Anaris offers more levels of versatility, as well. While built for a trekking pole pitch, it can also be set up by suspending the ridge ends, and either one or both of the outer tent walls can be fully rolled away for maximal breeziness in hot weather. And for those who want the option of a more minimal shelter solution on some trips, the outer tent alone makes a kind of “super tarp”: it offers the full functionality of rolling away walls and vestibule doors yet weighs just 640 g (1 lb 7 oz).



For long or demanding treks with intense elevation gain, as on the E4 Trail in Bulgaria's "Five Mountains region," the Anaris makes a wonderfully light choice that provides plentiful – and welcome – room once you reach your destination for the night. Photo: Kaspar Wenstrup/@kaspar\_wenstrup.

Anaris Details

Both sides of both vestibules can be completely rolled away to expose the inner tent's mesh doors and walls for added air flow on hot days. Guy lines on the ridge ends offer extra stability in poor weather and allow the tent to be pitched by suspending it. Either one or both outer tent walls can be rolled back for fully customized venting options.



- » Ridge construction has Kerlon 1000 outer tent fabric and can be pitched with trekking poles or by suspending the ridge ends, making for a very light yet strong tent.
- » The Anaris has plenty of room for two and is also a very light and spacious mansion for one.
- » An optional footprint covers only the inner tent area and not the vestibules. It connects directly to the tent, and can be left attached during pitching.
- » 3-season design: ventilation is built into the construction, and the inner tent mesh areas have no backing fabric panels.
- » Linked but separable inner and outer tent for simultaneous pitching.
- » The outer and inner tents can be used separately. Pitching the inner tent alone requires using the guy lines that come attached to the connectors between the outer and inner tent walls.
- » Dual entrances and vestibules ensure that one door can always be situated out of the wind and provide flexible entry/exit and storage options.

Anaris awards



Germany's top outdoor magazine, *Outdoor*, named the Anaris **Editors' Choice**, calling it a "versatile lightweight tent in top quality," and writing, "There may be lighter tents, but none as versatile, durable and comfortable as the Hilleberg Anaris."

2020



The Scandinavian Outdoor Group (SOG) gave the Anaris their **Hardware Award** at the annual OutDoor trade show in Munich, Germany. "The jury does not know any other tent in this weight category that offers as much space, such sturdy materials and the same level of weather protection."

2019



At the Outdoor Retailer Summer Market trade show in Denver, Colorado, USA, GearJunkie named the Anaris **Best in Show**. "We were impressed with its versatility. [It] is spacious, with large vestibules and the ability to transition from an airy "screen porch" mode to a buttoned-down bunker. [T]his is a minimalist's tent built to last."

2019

Anaris is a mountain area in Jämtland, in northern Sweden.

Anaris	
Weight*	1.4 kg/3 lbs 1 oz
Inner Height	105 cm/41 in
Inner Tent Area	2.6 m <sup>2</sup> /28 ft <sup>2</sup>
Vestibule Area	2 x 0.9 m <sup>2</sup> 2 x 9.7 ft <sup>2</sup>
Outer tent fabric	Kerlon 1000
Poles (not included)	2 trekking poles set to ~125 to 135cm/49 to 53 in
Pegs	12 Y-Peg UL
Packed size† Length x diameter	43 cm x 11 cm 17 in x 4 in

\* The Anaris includes outer tent, inner tent, attached guy lines with line runners, pegs, stuff bags for pegs and tent, and instructions. Poles are not included.

† "Packed size" for the Anaris is measured with pegs, in their bag, rolled into the tent inside the tent bag. We have used the same measuring protocol we use on all of our tents, but because the Anaris does not come with poles, the packed size can be compressed significantly.

All product features and measurement values, including tent weight and pole length, may vary somewhat from what is shown in our catalog, other printed items, and on our web site. Such differences can occur because of alterations in the design and production process and/or natural variations in the materials. Fabric dyes have natural variations, so the actual tent color may look slightly different from what is pictured here or on our website.



The Anaris can be pitched with trekking poles (left) or by suspending the ridge corners from trees or other supports (right), and one or both doors on both vestibules can be rolled completely away.



When fully buttoned up (left), the Anaris's outer tent offers impressive weather protection. The Anaris outer and inner tents can be used separately. The outer weighs just 640 g (1 lb 7 oz), and makes a remarkably versatile tarp (right).



Either one or both of the Anaris's outer tent walls can be rolled away. Use the included guy line loops to peg the inner tent on one side and drape the wall over the top (left), or on both sides and roll both walls up and secure them above the ridge.





ENAN

YELLOW LABEL

1 person

Very light, very strong – and remarkably comfortable – three-season solo tent.

Colors:  
green, red, or sand

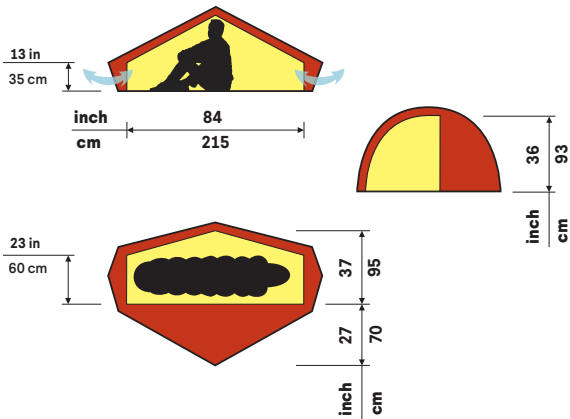


WE MODELED THE ENAN after our award-winning, best-selling Akto, with the goal of making a three-season version that was as light as possible while still having the strength we require from a Hilleberg tent. We knew that we could have made the Enan even lighter, but we also knew that doing so would yield less than “true Hilleberg” durability and function.

We used the Akto’s proven single pole design and its single-ended full pole sleeve system, then reduced weight by using lighter our Kerlon 1000 in the outer tent and a very light inner tent fabric. At the same time, we kept the same 9 mm DAC NSL pole the Akto uses, because the weight savings of a smaller diameter pole is quite negligible, while the loss in strength is significant.

As with our other Yellow Label tents, the Enan’s venting system is built into its construction: a full mesh inner tent door, in combination with outer tent head and foot ends of tough mesh both allows and encourages constant air flow. For very windy and rainy conditions, Kerlon 1000 fabric panels can be rolled down and secured to cover the outer tent’s mesh ends. When not in use, these panels roll up and stuff into integrated pockets.

During development, our testers used the Enan for everything from adventure travel in Southeast Asia, to backpacking trips in Europe and the US. All praised how easy it was to pitch, its roominess and its comfort, and all were quite impressed with its strength – and, of course, with its very pleasing light weight!



Enan is a small river in the Jämtland mountains in northern Sweden.

While the Enan is perfect for solo trips, taking it along on a group trip is an excellent way to ensure you have your own private accommodations for the night! Here one is used in Ecrins National Park in the French Alps. Photo: Nathalie & Alain Antognelli/phototeam-nature.com.



Enan	
Minimum Weight	960 g/2 lbs 2 oz
Packed Weight	1.2 kg/2 lbs 10 oz
Inner Height	93 cm/36 in
Inner Tent Area	1.7 m <sup>2</sup> /18.3 ft <sup>2</sup>
Vestibule Area	0.8 m <sup>2</sup> 8.6 ft <sup>2</sup>
Outer tent fabric	Kerlon 1000
Poles (9 mm)	1 x 293 cm 1 x 115.4 in
Pegs	8 Y-Peg UL
Packed size* Length x diameter	43 cm x 13 cm 17 in x 5 in

Every Hilleberg tent comes with outer tent, inner tent, guy lines with line runners, poles, pegs, stuff bags for tent, poles and pegs, spare pole section, repair sleeve and instructions.

\*“Minimum Weight” refers to the outer and inner tents and the poles only. “Packed Weight” includes all items that come with the tent.

\*“Packed size” is measured with the poles and pegs, both in their bags, rolled into the tent inside the tent bag. Packing the tent and poles (both in their respective bags) into your pack separately will yield a significantly smaller tent package, and a pole package that can be easily slid into a corner of your pack. Our poles all fold to 43 cm/17 in.

All product features and measurement values, including tent weight and pole length, may vary somewhat from what is shown in our catalog, other printed items, and on our web site. Such differences can occur because of alterations in the design and production process and/or natural variations in the materials. Fabric dyes have natural variations, so the actual tent color may look slightly different from what is pictured here or on our website.



Martina Gees took an “autumnal overnighter” in the Swiss Alps with her Enan, which provided perfectly comfortable shelter even in the cooler conditions. “I love those mornings as often I can see over a sea of clouds. My ocean in the mountains,” she says. Photo Martina Gees/@colorfishes.

Enan Details



- » Kerlon 1000 outer tent fabric and a 9 mm pole make for a very lightweight yet strong tent.
- » 3-season design: ventilation is built into the construction, and the inner tent mesh areas have no backing fabric panels.
- » Single pole construction offers excellent an space to weight ratio and is an outstanding choice for mobile journeys.
- » The Enan has plenty of room for one occupant and his or her gear.
- » Linked but separable inner and outer tent for simultaneous pitching.
- » Basic pitching requires six pegs: two in the corners of both the head and foot ends, and one each in the head and foot end guy lines. The simple, single-opening, continuous pole sleeve and tensioner system is quick to pitch and remarkably stable.
- » The single entrance/single vestibule configuration affords easy access as well as storage space.
- » An optional footprint covers the entire area of the outer tent, including the vestibule. It connects directly to the tent, and can be left attached during pitching.
- » The inner tent can be replaced with the Enan Mesh Inner tent (sold separately; see page 80).
- » The outer and inner tents can be used separately. Pitching the inner tent alone requires the optional Akto/Enan pole holder kit (sold separately; see page 84).

Enan awards



In 2019, 2018, and 2016, the UK’s *Trail Magazine*, named the Enan **Best in Test**, writing in 2019, “This is an ideal 1-person tent for when the weather can’t be relied upon” and “a top-quality tent that boasts a superb design.”



Germany’s soq.de website gave the Enan a rating of Excellent in an in-depth test involving motorcycle touring, trail running and trekking with a dog. “[It] is a top-of-the-range, high-end tent, perfectly suited for every conceivable three-season adventure.”



Retki, Finland’s most prestigious outdoor magazine, named the Enan **Best in Test**, saying, “Success in every area guaranteed a clear test win,” and praising the Enan’s excellent ventilation.



In a test of ultralight solo tents, Austria’s *Land der Berge* named the Enan **Best in Test**. Citing its ease of pitching, its superb quality and its roominess, the magazine concludes, “Rarely were the testers as unanimous as in this case...The Enan epitomizes the saying ‘My tent is my castle’ with bravura!”



*Outdoor*, Germany’s most prestigious outdoor magazine, honored the Enan with their **Editors’ Choice** award. “There may be lighter models,” the editors wrote. “But none better. The Enan is clearly the best and strongest tent in its class!”



# BLUE LABEL

Blue Label tents combine a specific blend of Hilleberg performance attributes with task-specific design and construction.

EACH HILLEBERG BLUE LABEL model is designed for a particular job, and so is built with the materials best suited to that end. Just as importantly, Blue Label models, like our Black, Red, and Yellow Label tents, are expressly designed with a specific blend of our

performance attributes principles (reliability, adaptability, ease of use, durability, comfort, and low weight). For Blue Label models, however, that blend is optimized not just for their intended performance range, but for their individual tasks, as well

### Atlas – pg. 68



- » All-season, modular, dome group tent
- » Up to 8 persons
- » 2 entrances
- » Optional modules available, including an external vestibule, several inner tent choices, and a connector for linking multiple Atlas tents

### Altai – pg. 70



- » All-season, yurt-style group tent
- » Up to 6 persons
- » 1 entrance/no vestibule
- » Optional inner tent and floor available

### Stalon XL – pg. 72



- » All-season, modular, very large group tunnel tent
- » Up to 14 persons
- » Can be configured multiple ways, and optional modules are available, including two inner tent choices, and a connector for linking multiple Stalon tents

Blue Label tents are constructed with materials best suited to their specific purpose:

**Atlas:**

- » Outer tent in our Kerlon 2500 fabric, with a 25 kg/55 lb tear strength.
- » 17 mm poles.

**Altai XP Basic:**

- » Outer tent in our Kerlon 2500 fabric, with a 25 kg/55 lb tear strength.
- » 13 mm side poles; 19.5 mm extendable center pole.

**Altai UL Basic:**

- » Outer tent in our Kerlon 1200 fabric, with a 12 kg/26.5 lb tear strength.
- » 13 mm side poles; 19.5 mm extendable center pole.

**Stalon XL:**

- » Outer tent in our Kerlon 2500 fabric, with a 25 kg/55 lb tear strength.
- » 17 mm poles.



Blue Label tents are excellent primary shelter choices for large group trips, and they can also offer more comfort as optional additions to your kit. Hilleberg Ambassador Will Copestake usually brings an Altai to use as a gathering space and dining hall on his guided kayaking trips in Scotland. Photo: Will Copestake/willcopestakemedia.com.

Blue Label models are large, modular, highly versatile, all-season tents that are ideal for nearly any backcountry group use.



Alaska, USA, is renowned for extreme weather. Joe Stock uses multiple connected Atlas tents as his "lodge" for his guided ski and snowboard trips. Linking Atlas tents together is an excellent way to maximize space for sleeping, or to create space for a research station, dining hall or emergency medical area. Photo: Joe Stock/stockalpine.com.



8 person

Tremendously spacious, very stable and completely modular, the Atlas is the ideal big-group tent for any situation.

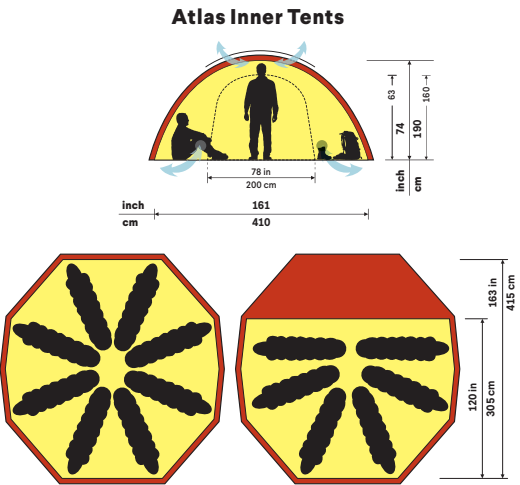
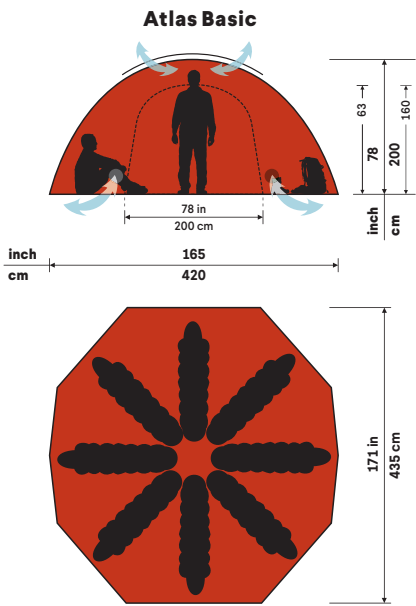
Colors:  
green, red, or sand



**LARGE GROUP TENTS** that are very strong, relatively light, and easy to pitch are difficult to find. The Atlas is all these things and more, since it is also totally modular. We originally designed and built the Atlas for polar scientists who wanted a mobile research station, and it has been used with great success by South Pole research teams for many years. It appeals to large backcountry groups of all types, from mountaineering expeditions needing a highly reliable, spacious base camp tent to outdoor programs looking for large, easily portable spaces for sleeping and group gathering. It has also become especially popular with outfitters leading large groups into remote places.

The Atlas can be used in its Basic form, with no inner tent or floor, or it can be customized as needed with a variety of options. The Inner Tent 8 and 6, which sleep eight and six persons, respectively, both have sewn-in floors. The Floorless Inner also sleeps eight, and can be paired with the Detachable Floor, which can also be used without the inner tent. External Vestibules can be added to either door, and the Connector can join multiple Atlas tents together. And the included Carrier Bag is designed to function as a backpack for transporting an Atlas and all its optional components in a compact, easy-to-carry package.

The Atlas takes its name from the giant in Greek mythology who holds up the earth, as well as from North Africa's most famous mountain range.



Atlas	
Atlas Basic Wt.*	11.1 kg/24 lbs 8 oz
Height	200 cm/78 in
Area	15.5 m <sup>2</sup> /166.8 ft <sup>2</sup>
Optional External Vestibule Area	2.8 m <sup>2</sup> /30.1 ft <sup>2</sup>
Outer tent fabric	Kerlon 2500
Poles (17 mm)	2 x 768, 2 x 668, 1 x 620, 1 x 212 <sup>†</sup> cm 2 x 302, 2 x 263, 1 x 244, 1 x 84 <sup>†</sup> in
Module Weights	
Inner Tent 8	4.3 kg/9 lbs 8 oz
Inner Tent 6	3.7 kg/8 lbs 3 oz
Floorless Inner	2.2 kg/4 lbs 14 oz
Detachable Floor	2.8 kg/6 lbs 3 oz
Vestibule (incl. 1 pole)	1.7 kg/3 lbs 12 oz
Connector	700 g/1 lb 9 oz
Pegs	20 Y-Pegs

\*The Atlas Basic includes outer tent, poles, guy lines, vent cover with pole, Atlas Carrier Bag, and 20 Y-Pegs. **NOTE:** No Inner Tent is included.

<sup>†</sup>The 212 cm/84 in pole is 9 mm in diameter, and supports the roof vent cover.

All product features and measurement values, including tent weight and pole length, may vary somewhat from what is shown in our catalog, other printed items, and on our web site. Such differences can occur because of alterations in the design and production process and/or natural variations in the materials. Fabric dyes have natural variations, so the actual tent color may look slightly different from what is pictured here or on our website. Modular tent component colors may not always match each other exactly, especially if they are not purchased at the same time.



1

Joe Stock/stockalpine.com



2

Tony Hinze/dervondraussen.de



3

Mark Seacat/Seacat Creative



4

Mark Seacat/Seacat Creative



5

Joe Stock/stockalpine.com



6

1. An Atlas with an **EXTERNAL VESTIBULE**.
2. Four Atlas tents linked with the optional **CONNECTOR**, shown here in northern Sweden.
3. & 4. An Atlas with an **INNER TENT 8**, which sleeps 8 and has a sewn-in floor, and one with a **FLOORLESS INNER** tent paired with the **DETACHABLE FLOOR**. The Floor comes in two pieces, and can be configured to have an "aisle," as shown, or to cover only half, or to cover the entire area.
5. An Atlas with the **INNER TENT 6**, which sleeps 6 and has a sewn-in floor, but also leaves room in the outer tent, creating an integrated vestibule space.
6. The **ATLAS CARRIER BAG** is designed to carry and store the Atlas Basic and/or its modular components, and can be carried either suitcase style or as a backpack.

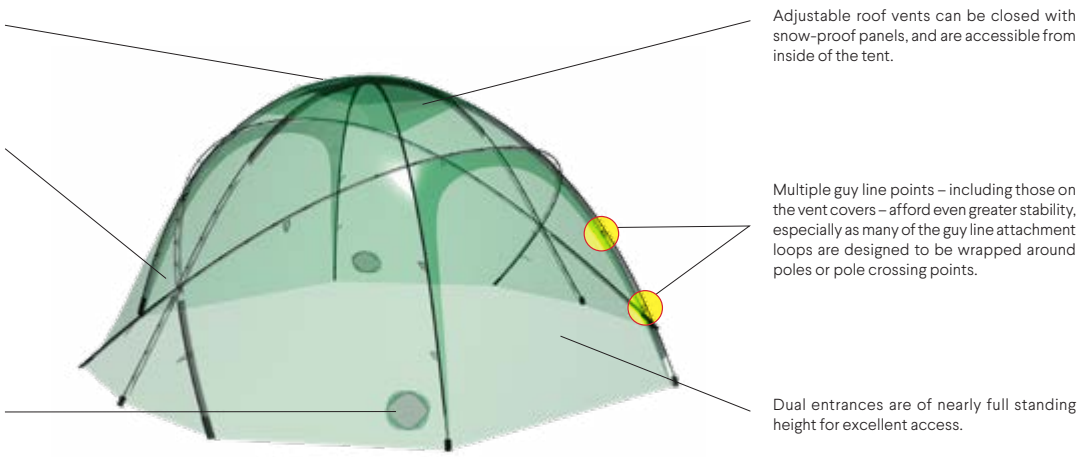
## Atlas Details

Separate vent cover protects open vents from snow and rain.

A combination of full pole sleeves and short pole sleeves with clips provide quick & easy pitching.

Freestanding design provides very good stability and snow-load handling as well as full standing height inside.

Lower vents afford increased air circulation and can also be used to accommodate ducting for warm air coming from an external heater.





ALTAI

BLUE LABEL

6 person

An uncommonly simple, lightweight and highly versatile group tent.

Colors: green, red, or sand



**THE YURT-INSPIRED ALTAI** is a tremendously versatile choice for anyone needing a large yet lightweight group tent in any season. Its center-plus-sidewall-support structure provides full standing height in the middle and full sitting height along the side walls, and it can be set up with either its own dedicated poles, with skis or a paddle (or similarly sized object) for the center and with trekking poles for the sides, or by suspending center and sidewall pole points. It sleeps 6 or more, and it can readily seat 12 or more around its interior perimeter.

For greater comfort, the Altai Basic can be paired with the detachable floor (which comes in two pieces, and can be configured to have a center “aisle,” or to cover only half, or to cover the entire area or both), or with the optional floorless inner tent, or with both. And in warmer weather, the two side panels next to the entrance can be partially rolled up for extra venting.

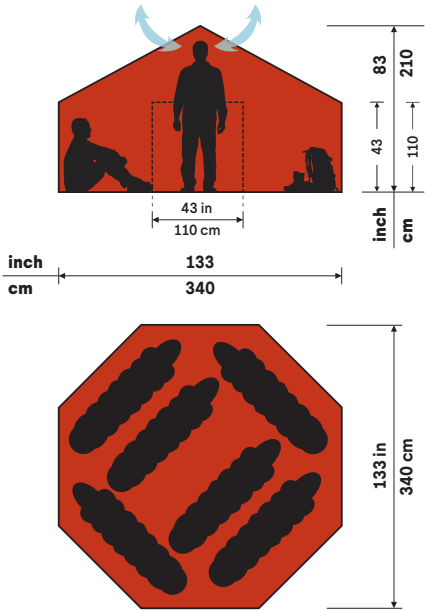
For guides, wilderness course leaders, search & rescue teams, and the like, the Altai makes both an excellent stand-alone shelter for first aid, dining, briefing or classroom sessions, and/or a large dedicated sleeping area. For paddle and bike tourers, it offers plenty of room to sort or fix gear out of the elements. Ski tourers,

too, find the Altai a natural choice, as foot wells and sleeping platforms can be dug into the snow, and snow flaps keep the walls firmly in place. At the same time, the Altai’s simplicity and large space to very low weight ratio make it an excellent choice for Scouts or any group – even a couple – who will find the Altai convenient, comfortable and palatial on any trip in any season. And when pitched with trekking poles and a ski or paddle – or by suspending it – rather than with the included poles, the total weight is a mere 2.6 kg/5 lbs 12 oz for the Altai UL (and 3.4 kg/7 lbs 8 oz for the Altai XP): very light for such a roomy refuge!

Two versions are available: the lighter weight Altai UL Basic is made from Kerlon 1200 – the same lightweight fabric found in our all-season Red Label tents – and is ideal for those needing the lightest weight package. The Altai XP Basic, meanwhile, uses Kerlon 2500, an exceptionally strong, heavy duty fabric, and is a better choice for more demanding use. Both share the same large gauge zippers and sturdy fittings, and both come complete with side poles and an extendible pole for the center point.

The Altai takes its name from the mountain range in central Asia, where Russia, China, Mongolia, and Kazakhstan meet, and where the yurt design originated centuries ago.

Altai		* The Altai Basic includes outer tent, 8 side poles, 1 center pole, guy lines, and 16 Y-Pegs. <b>note:</b> No Inner Tent is included.  All product features and measurement values, including tent weight and pole length, may vary somewhat from what is shown in our catalog, other printed items, and on our web site. Such differences can occur because of alterations in the design and production process and/or natural variations in the materials. Fabric dyes have natural variations, so the actual tent color may look slightly different from what is pictured here or on our website.
Weight*		
Altai UL Basic	4.3 kg/9 lbs 8 oz	
Altai XP Basic	5.1 kg/11 lbs 4 oz	
Height	210 cm/83 in	
Area	9.9 m <sup>2</sup> /106.5 ft <sup>2</sup>	
Outer tent fabric		
Altai UL	Kerlon 1200	
Altai XP	Kerlon 2500	
Poles		
Center Pole (19.5 mm)	124 – 210 cm/48.8 – 82.6 in	
Side Pole (13 mm)	135 cm/53 in	
Component Weights		
Optional Inner tent	1.4 kg/3 lbs 1 oz	
Optional floor	1.0 kg/2 lbs 3 oz	
Pegs	16 Y-Pegs	



Tyler Lofquist/Hilleberg Team



Petra Hilleberg



The Altai’s lightweight simplicity lends itself to a wide array of possible uses.

1. The Altai’s surprisingly resilient yurt-style construction is excellent for trips in any season, including winter outings. Here some Hilleberg team members are about to gather for coffee and tea on a foggy winter morning near Mount Rainier in Washington state, USA.
2. The Altai’s straight walls give considerably more space and comfort than pyramid-style structures, making it a superb meeting space and dining hall for large group trips.

3. The versatile Altai can be pitched very quickly as a simple but highly effective windbreak.
4. In deep snow, digging a footwell to create a bench around the sides of the tent and a table in the middle is a great way to share a meal in comfort, as Hilleberg team members have done here during a winter staff trip in northern Sweden.
5. When combined with either the optional floorless inner tent or detachable floor, or both, the Altai offers even greater comfort.

Altai Details

Single central support can be achieved with a pole, a ski or by suspension from above.

Sidewall support can be achieved with poles, trekking or ski poles, or by suspension.

A combination of 1 central and 8 sidewall supports provides quick, easy pitching.

Flaps keep sidewall secure, especially in snowy conditions.





STALON XL

BLUE LABEL

14 person

An exceptionally versatile, very large and completely modular all-season group tent.

Colors:  
green, red, or sand



**THE STALON XL** is a very large, robust, modular tunnel tent that is fully capable of all-season, all condition use. It is also surprisingly easy to set up, and it can be erected by one person in good weather. Designed with professional use in mind, the Stalon XL can be configured in nearly endless ways. It can serve as a classroom for adventure outfitters; a mobile medical station, command center, or staging/ briefing room for search and rescue teams; or as a field dormitory for any large group. Each module of the tent can be zipped on or off to accommodate the needs of the user, and multiple modules can be easily connected or disconnected as necessary.

The Basic version includes two Vestibules, each with two large doors; a large Main Roof, or mid-section, which has “bag” opening vents to accommodate ducting for hot or cold forced air systems; an Extension with two large, zipper doors; poles and pegs; and a Carrier Bag, which will hold all components and is designed to be carried as a backpack. The optional standard Inner Tent connects to the Main Roof, sleeps up to 14, and has venting that mates with that of the Main Roof. The optional Connector enables multiple tents to be linked at the Extension doors.

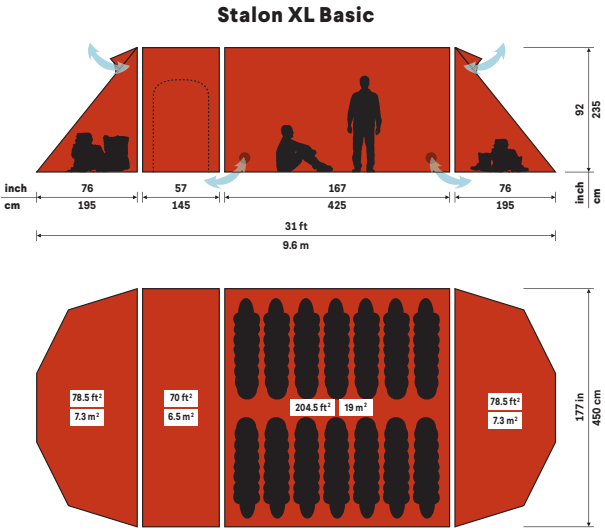
Stalon comes from “Stalo,” which, in the mythology of the Sami, the indigenous people of Scandinavia, is a race of giants.

Stalon XL	
Stalon XL Basic Weight*	26 kg/57 lbs 5 oz
Height	235 cm/92.5 in
Area	40.1 m <sup>2</sup> /431.6 ft <sup>2</sup>
Outer tent fabric	Kerlon 2500
Poles (17 mm)	10 x 720 cm 10 x 283.5 in
Module Weights	
Main Roof	5.2 kg/11 lbs 7 oz
Extension	3.2 kg/7 lbs 1 oz
Vestibule	1.7 kg/3 lbs 12 oz
Connector	700 g/1 lb 9 oz
Floorless Inner tent	2.6 kg/5 lbs 12 oz
Inner Tent	5.3 kg/11 lbs 11 oz
Floor	3.2 kg/7 lbs 1 oz
Footprint	5.4 kg/11 lb 15 oz
Pegs	42 X-Pegs

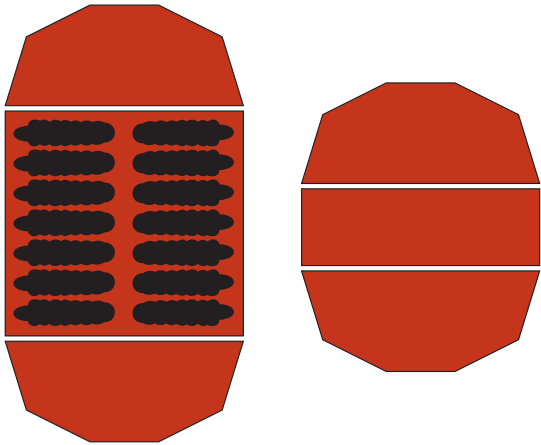
\* The Stalon XL Basic includes one Main Roof, one Extension, two Vestibules, 10 poles, attached guy lines, 42 X-Pegs, and the Stalon XL Carrier Bag. **NOTE:** No Inner Tent is included. **ALSO NOTE:** Because the Stalon XL is so large, it is supplied with two poles for each sleeve. We **strongly** advise that you use two poles in each sleeve at all times when using the tent.

All product features and measurement values, including tent weight and pole length, may vary somewhat from what is shown in our catalog, other printed items, and on our web site. Such differences can occur because of alterations in the design and production process and/or natural variations in the materials. Fabric dyes have natural variations, so the actual tent color may look slightly different from what is pictured here or on our website.

Modular tent component colors may not always match each other exactly, especially if they are not purchased at the same time.



Some possible Stalon XL configurations



LEFT: 1 Main Roof + 2 Vestibules  
RIGHT: 1 Extension + 2 Vestibules



1



2



3



4



5



6


1. A Stalon XL Basic in the mountains of Jämtland, northern Sweden.
2. A Stalon XL Basic with optional **INNER TENT** during winter testing in Sweden.
3. A Stalon XL Basic being used as a field First Aid station.
4. Two Stalon XLs joined with the optional **CONNECTOR**.
5. The configurations possible with the Stalon XL are limitless. Here, an **EXTENSION** and two **VESTIBULES**, linked to a full Stalon XL with a **CONNECTOR**, form a “mud room.”
6. The included **STALON XL CARRIER BAG** will hold all Stalon XL Basic components, and has hideaway backpack straps for easy carrying.

Stalon XL Details

Guy lines on the vestibule vent hoods, looped guy lines on either side of the vestibules, and connected guy lines affixed to three attachments on each side of each pole increase stability in poor conditions.

Modular construction: Main roof can be used with or without the inner tent, Extension, or vestibules. When used without Inner Tent or Vestibules, Main Roof can accommodate moderate sized vehicles.

Adjustable vents on the ends are backed with adjustable no-see-um mesh and air-permeable snow-proof panels, both of which are accessible from inside or outside the tent.



Optional inner tent can be easily put in and taken out, and used at both full and partial width. Multiple inner tent options are available. The lower vents tie in to the matching vents in the outer tent.

Adjustable vents have “bag” openings, and include both tent fabric and mesh layers. Openings can accommodate ducting from forced air heating or cooling units.

Modular construction: optional Connector allows multiple tents to be connected at the Extension’s door.



# SHELTERS

**EVEN THOUGH NOT PART** of our Label system, our Shelters are an important part of what we do. As with our Labels, our Shelters are organized around their intended performance attributes. We group them into three categories: Tarps, designed to provide a minimally simple shelter solution; Mesh Shelters, built to provide lightweight protection from bugs; and Personal Backup Shelters,

### Tarps – pg. 76



- » Minimal weather protection
- » Tarp 5, 10 and 20 can be combined with our Mesh shelters for insect protection
- » Tarp 5 sleeps 1; Tarp 10 sleeps 2; Tarp 20 sleeps 4+

### Mesh Inner Tents – pg. 80



- » Insect protection
- » Can be used with Tarp for minimal weather protection or with complement models
- » Available in Akto, Allak (2 & 3), Anjan & Anjan GT (2 & 3), Enan, Helags and Kaitum (2 & 3), Nallo & Nallo GT (2, 3 & 4), Nammatj & Nammatj GT (2 & 3), Niak, Rogen, Soulo/Soulo BL, Staika, and Unna models

### Bivanorak – pg. 82



- » Waterproof/breathable fabric
- » Can be used as temporary or emergency shelter, or as rain gear
- » Will accommodate sleeping pad and bag for use as bivy bag

which are designed to offer easily accessed, temporary weather protection, but will also serve other functions. And just as we do with our different Label series, with our Shelters we strive to maximize the balance between effectiveness and light weight for their intended performance range.

### Mesh Tent 1 - pg. 78



- » Insect Protection
- » Designed to pair exactly with the Tarp 5, and will work equally well with Tarp 10 and Tarp 20
- » Sleeps 1

### Mesh Box & Mesh Ridge – pg. 81



- » Insect Protection
- » Designed to pair exactly with Tarp 10 (Mesh Ridge & Mesh Box 10) or Tarp 20 (Mesh Box 20)
- » Ridge sleeps 1 – 2; Mesh Box 10 sleeps 2; Mesh Box 20 sleeps 4+

### Windsack – pg. 83



- » Waterproof back, water repellent front
- » Can be used as temporary or emergency shelter, and will accommodate sleeping pads and bags for use as bivy bag
- » Available in 2 and 3 person versions.

**Hilleberg Shelters are built to offer stand-alone versatility as well as complementary function with other Hilleberg shelters or tents in all seasons.**

**HILLEBERG SHELTERS** are minimalist by nature, but that minimalism can offer a world of both versatility and possibilities. Some find it freeing to knowingly give up the security of a tent and use a shelter instead. Others find that adding a shelter to their kit expands the joy of their journey: on a rainy backpacking trip, a Tarp over your tent is a welcome “patio” refuge, and a Bivanorak provides a lightweight, quickly accessible way to get out of the weather while you’re on the trail. A Tarp also offers an easy way to enjoy your hike more: pull out the Tarp at midday for a leisurely lunch, or anytime you simply want to hang out, whether you’re hiking or paddling.

Mesh Inner Tents offer all the wonder of sleeping under the stars, minus the bugs, and they can be used in place of the standard inner tent as well. The Mesh Ridge and Mesh Boxes are a lighter, and more minimal, solution for bug-free camping on warm trips, and the Mesh Box 20 especially is a

handy group gathering spot. Combine a Tarp with a Mesh Tent 1, a Mesh Inner Tent, a Mesh Ridge or Mesh Box, and you get a remarkably light and versatile mild weather alternative to a tent. For supreme minimalism, of course, a Tarp can be used on its own in many conditions.

Both the Windsack models and the Bivanorak are excellent insurance policies against unexpected bad weather. Both also make very effective sleeping bag covers under a tarp or in a snow cave (or in a tent). In addition, the Windsack can be used as an emergency tarp, while the Bivanorak is an excellent bivy option, and can be used as your primary rain gear, as well.

Our shelters are designed to work together, on their own, or as an adjunct to tent use. You can choose to use a shelter in a myriad of ways, limited only by your imagination!



[1] Bivanoraks give protection from the frost when sleeping under the stars near a Scottish mountain loch. [2] A Mesh Tent 1 offers airy, bug-free, 360° views on a Hawaiian beach. [3] A Tarp 10 rigged over two solo tents makes a snug gathering area in Scotland’s Cairngorm mountains. [4] A Tarp 5 suspended from old-growth fir trees is a minimalist haven near Lake Dorothy, Alpine Lakes Wilderness, Washington, USA. [5] The Windsack is a welcome, wind-free place to rest while on a ski tour in northern Sweden. [6] A Tarp 10 is a remarkably spacious, comfortable shelter for cooking and relaxing in the Alaskan mountains.

### Tarp tip for pitching with trekking or Tarp poles



[1] & [2] Move one side of the loop defined by the line runner behind the trekking or Tarp pole tip. [3] The guy line will now run more freely, allowing you to easily tension the line with the line runner.



# TARP

## SHELTERS

The most basic shelter solution: lightweight, simple, and remarkably adaptable.

Colors:  
green, red, or sand



TARP 5

TARP 10

**A TARP PROVIDES ESSENTIAL** weather protection but still allows you to feel fully “outdoors.” In addition, a tarp can be used to create a breezy patio over your tent’s entrance, or as a kitchen away from your campsite for greater safety in bear country. Tarp use is nearly limitless, and they can be pitched with trekking poles, paddles or branches, and can be suspended from trees, as well.

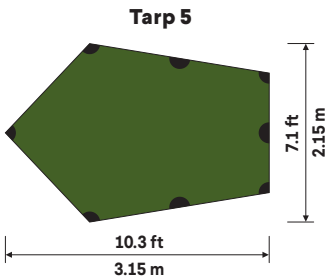
Our smallest model, the Tarp 5, is designed specifically to cover a single person while also providing extra room for gear. Its shape makes it easy to get into and out of, and it can be pitched fairly high off the ground for the full, airy, tarp experience, or with its edges nearly, or even fully, on the ground for a remarkably protective refuge from bad weather. Using a Bivanorak when sleeping under the Tarp 5 – or any of the Tarp models – adds both sleeping bag protection and an extra defense against bad weather (see page 82).

In keeping with its minimalist mission, the Tarp 5 is made from our very light yet strong Kerlon 1000, used in our 3-season, Yellow Label tents, and comes with attached 2 mm guy lines. The Tarp 5 also pairs perfectly with our Mesh Tent 1, and the two together weigh just 730 g (1 lb 10 oz), creating an excellent and complete warm-weather shelter solution for those wanting a minimal yet comfortable – and very light – option.

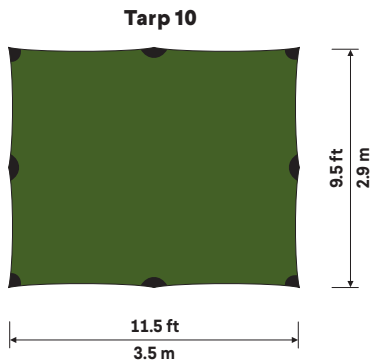
The larger Tarp 10 and Tarp 20 have a more traditional rectangular shape. Both are available in a lighter UL version, made from our Kerlon 1200 fabric, used in our Red Label tents, and a heavier duty XP version, made from Kerlon 2500. Both come with attached 3 mm guy lines.

Designed for two-person use, the Tarp 10 pairs wonderfully with our Mesh Ridge, our Mesh Box 10, and our Mesh Inner Tents. Any of these combinations are a lightweight – and bug free – choice for warmer weather trips. The Tarp 20 pairs with the Mesh Box 20 and is ideal for larger group use.

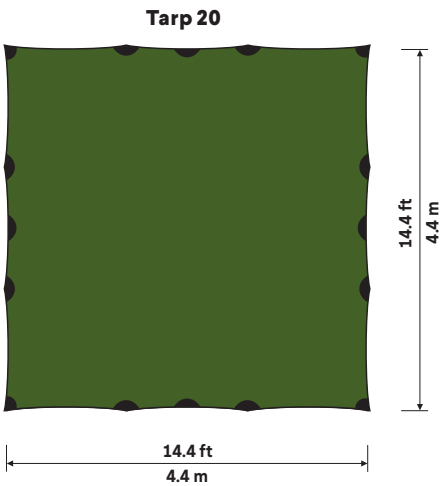
Any of our Tarps are excellent things to have with you on any hike: use one during a break as an out-of-the-weather gathering spot, or as a “dining hall” at lunch or dinner. The Tarp 5 will provide shelter for one to two people, the Tarp 10 is a good choice for two to four hikers, and the Tarp 20 will easily cover larger groups.



Tarp 5



Tarp 10



Tarp 20

	Tarp 5	Tarp 10	Tarp 20
Weight	320 g/11.3 oz	UL: 750 g/1 lb 10 oz XP: 1.0 kg/2 lbs 3 oz	UL: 1.4 kg/3 lbs 1 oz XP: 2.0 kg/4 lbs 7 oz
Dimensions	3.15 m x 2.15 m 10.3 ft x 7.1 ft	3.5 m x 2.9 m 11.5 ft x 9.5 ft	4.4 m x 4.4 m 14.4 ft x 14.4 ft
Fabric	Kerlon 1000	UL: Kerlon 1200 XP: Kerlon 2500	UL: Kerlon 1200 XP: Kerlon 2500

All product features and measurement values, including weight, may vary somewhat from what is shown in our catalog, other printed items, and on our web site. Such differences can occur because of alterations in the design and production process and/or natural variations in the materials. Fabric dyes have natural variations, so the actual color may look slightly different from what is pictured here or on our website.



1



2



3

Paul Koller/abenteuerberg.at



4

Will Copestake/willcopestakemedia.com



5



6



7

Johannes Löf/@myoutdoorpassion



8

**Tarps offer incredible flexibility on nearly any trip.**

**1 & 2.** For the solo backpacker who wants the lightest shelter option, the Tarp 5 weighs just 320 g (11.3 oz) and can be suspended or pitched with trekking poles or branches.

**3.** The Tarp 20 enhances the social life on any group trip. Seen here as a backcountry theater for watching the sunset near Brenner Pass between Austria and Italy.

**4.** Hilleberg Ambassador Will Copestake dubbed this his “jungle camp” in Patagonia. Pitching a Tarp 10 over his Allak was a great way to keep the dual entrances drier in wet conditions.

**5 & 6.** On warm weather trips, a Tarp paired with a Mesh Inner Tent (5) or Inner Tent (6) is an impressively lightweight and versatile combination that provides excellent views, superb venting as well as rain and sun protection.

**7.** Our Tarps can be pitched in myriad ways: with trekking or Tarp poles; with paddles or branches; or by suspending them from trees or other available options. Here, Johannes Löf enjoys the simple comfort of his Tarp 5 on a beach in the Tjust archipelago in Sweden.

**8.** Pairing a tent and tarp together offers great protection from the sun’s UV rays for your tent, which not only extends its lifetime, but also creates a comfortable shaded spot for its inhabitants



# MESH TENT 1

## SHELTERS

**OPEN AIR SLEEPING** on a summer backpacking trip is a joy – except for the bugs. Our Mesh Tent 1 offers breezy, versatile, very lightweight bug protection for those who prefer the minimalist approach. The Mesh Tent 1 is a classic ridge-tent design, so all you need to pitch it are ridge line supports and a little imagination: Tie the supports to trees, or use trekking poles. Paddles will work, as will fallen tree branches.

Its sewn-in floor keeps both ground moisture and crawling animals out, and we build the Mesh Tent 1 with our lightest weight mesh. Unlike many mesh fabrics, this one is woven rather than knitted, so has a very fine mesh structure, is softer to the touch while still offering excellent durability, and is remarkably light.

We designed the Mesh Tent 1 specifically to work perfectly with our Tarp 5, and the two together make an outstanding – and very light, just 730 g (1 lb 10 oz) – choice for those looking to take the most minimal warm-weather shelter solution.

*Versatile, lightweight bug protection for the minimalist solo backpacker.*



MESH TENT 1



MESH TENT 1 & TARP 5

### Adding a Tarp 5 to a Mesh Tent 1



1. Put the front ring of the Tarp 5 over the trekking pole at the front of the Mesh Tent 1 and pull the Tarp over the ridgeline.



2. Put the Tarp 5's rear ring over the trekking pole at the back of the Mesh Tent 1.



3. Peg out the side guy lines.

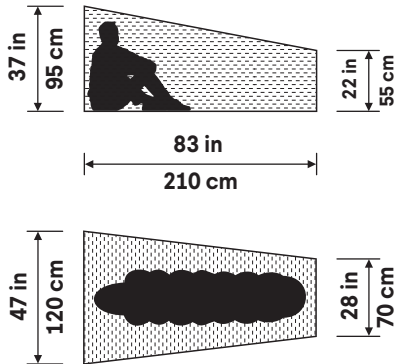
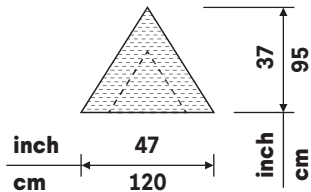


4. Make any adjustments to get the pitch you want.

Mesh Tent 1	
Weight	410 g/15 oz
Dimensions	
Height – front	95 cm/37 in
Height – rear	55 cm/22 in
Length	210 cm/83 in
Width – front	120 cm/47 in
Width – rear	70 cm/28 in

**Area** 2 m<sup>2</sup>/21.5 ft<sup>2</sup>

**NOTE:** the Mesh Tent 1 does not come with any pegs or poles. All product features and measurement values, including weight, may vary somewhat from what is shown in our catalog, other printed items, and on our web site. Such differences can occur because of alterations in the design and production process and/or natural variations in the materials.



On its own, the Mesh Tent 1 is both lightweight and versatile.

Whether defeating mosquitoes in the forest, midges and black flies in the high country, or biting flies in open terrain, the Mesh Tent 1 offers full protection from both airborne and ground based insects, as well as other crawling creatures such as scorpions and snakes.

The Mesh Tent 1 and Tarp 5: a superb warm weather minimalist shelter solution.

Paired with a Tarp 5, the Mesh Tent 1 offers highly flexible rain protection in addition to shelter from insects. Depending on how it is pitched, the Tarp 5 can provide coverage for light precipitation (top) to heavy rain (bottom), or anything in between (middle).



MESH INNER TENTS

SHELTERS

OUR MESH INNER TENTS are a simple, highly versatile option for use in dry, warm conditions. Used alone, their full mesh walls provide not only maximum airiness and protection from flying and crawling insects, but also 360° views [right].

The Mesh Inner Tents can also be used with the outer tents of their complement models (Akto; Allak 2 & 3; Anjan & Anjan GT 2 & 3; Enan; Helags 2 & 3; Kaitum 2 & 3; Nallo & Nallo GT 2, 3, & 4; Nammatj & Nammatj GT 2 &3; Niak; Rogen; Soulo; Soulo BL; Staika; and Unna): simply disconnect the standard inner tent and button in the appropriate Mesh Inner Tent [bottom right].

When used in combination with a Tarp [below], the Mesh Inner Tents retain all of their venting and viewing advantages while the Tarp provides protection from rain or shade from the sun.

Warm weather shelter from insects that can be used alone, with a Tarp, or integrated into its complement model.



Nicholas Hall

UNNA



Lena Conlan/crossinglatitudes.com

ALLAK



NAMMATJ + TARP 10

	Akto	Allak 2	Allak 3	Anjan 2/2 GT	Anjan 3/3 GT	Enan
*Weight	550 g/19 oz	940 g/2 lb 1 oz	1.1 kg/2 lb 7 oz	680 g/1 lb 8 oz	770 g/1 lb 11 oz	520 g/18 oz
Height	93 cm/36 in	105 cm/41 in	115 cm/45 in	100 cm/39 in	105 cm/41 in	93 cm/36 in
Area	1.7 m <sup>2</sup> /18.3 ft <sup>2</sup>	2.8 m <sup>2</sup> /30.1 ft <sup>2</sup>	3.8 m <sup>2</sup> /40.9 ft <sup>2</sup>	2.6 m <sup>2</sup> /28.0 ft <sup>2</sup>	3.2 m <sup>2</sup> /34.4 ft <sup>2</sup>	1.7 m <sup>2</sup> /18.3 ft <sup>2</sup>
<sup>†</sup> Poles needed	1 x 293 cm 1 x 115.4 in	3 x 370 cm 3 x 145.7 in	3 x 406 cm 3 x 159.8 in	1x305, 1x260 cm 1x120.1, 1x102.4 in	1x328, 1x285 cm 1x129.1, 1x112.2 in	1 x 293 cm 1 x 115.4 in
<sup>†</sup> Pegs needed	8	0	0	6	6	6

	Kaitum/Helags 2	Kaitum/Helags 3	Nallo 2/2 GT	Nallo 3/3 GT	Nallo 4/4 GT	Nammatj 2/2 GT
*Weight	920 g/2 lbs	1.1 kg/2 lbs 7 oz	770 g/1 lb 11 oz	830 g/1 lb 13 oz	1 kg/2 lbs 3 oz	790 g/1 lb 12 oz
Height	100 cm/39 in	105 cm/41 in	100 cm/39 in	105 cm/41 in	115 cm/45 in	95 cm/37 in
Area	2.9 m <sup>2</sup> /31.2 ft <sup>2</sup>	3.7 m <sup>2</sup> /39.8 ft <sup>2</sup>	2.6 m <sup>2</sup> /28.0 ft <sup>2</sup>	3.2 m <sup>2</sup> /34.4 ft <sup>2</sup>	4.3 m <sup>2</sup> /46.3 ft <sup>2</sup>	2.8 m <sup>2</sup> /30.1 ft <sup>2</sup>
<sup>†</sup> Poles needed	1x305, 2x260 cm 1x120.1, 2x102.4 in	1x328, 2x285 cm 1x129.1, 2x112.2 in	1x305, 1x260 cm 1x120.1, 1x102.4 in	1x328, 1x285 cm 1x129.1, 1x112.2 in	1x368, 1x328 cm 1x144.9, 1x129.1 in	2 x 293 cm 2 x 115.4 in
<sup>†</sup> Pegs needed	6	6	6	6	6	6

	Nammatj 3/3 GT	Niak	Rogen 2	Rogen 3	Soulo/Soulo BL	Staika	Unna
*Weight	880 g/1 lb 15 oz	670 g/1 lb 8 oz	720 g/1 lb 9 oz	910 g/2 lbs	630 g/1 lb 6 oz	950 g/2 lbs 2 oz	650 g/1 lb 7 oz
Height	105 cm/41 in	100 cm/39 in	110 cm/43 in	105 cm/41 in	95 cm/37 in	105 cm/41 in	100 cm/39 in
Area	3.4 m <sup>2</sup> /36.6 ft <sup>2</sup>	2.6 m <sup>2</sup> /28 ft <sup>2</sup>	2.8 m <sup>2</sup> /30.1 ft <sup>2</sup>	3.8 m <sup>2</sup> /40.9 ft <sup>2</sup>	1.9 m <sup>2</sup> /20.5 ft <sup>2</sup>	3.2 m <sup>2</sup> /34.4 ft <sup>2</sup>	2.5 m <sup>2</sup> /27 ft <sup>2</sup>
<sup>†</sup> Poles needed	2 x 328 cm 2 x 129.1 in	2 x 370 cm 2 x 145.7 in	2 x 377, 1x127 cm 2 x 148.4, 1x50 in	2 x 406, 1x167 cm 2 x 159.8, 1x65.7 in	2x344, 1x285 cm 2x135.4, 1x112.2 in	3 x 387 cm 3 x 152.4 in	2 x 387 cm 2 x 154 in
<sup>†</sup> Pegs needed	6	0	0	0	0	0	0

\* Weight does not include poles and pegs. All Mesh Inner Tents do include all necessary pole holders or pole holder kits.

<sup>†</sup> Mesh Inner Tents are sold separately, and poles and pegs are not included. Poles and pegs can be purchased separately, or if you already own an Akto, Anjan or Anjan GT 2 or 3, Allak 2 or 3, Enan, Helags 2 or 3, Kaitum 2 or 3, Nallo or Nallo GT 2, 3, or 4, Nammatj or Nammatj GT 2 or 3, Niak, Soulo, Soulo BL, Staika, Rogen, or an Unna tent, you can use the poles from your tent with the appropriate Mesh Inner Tent. You can also swap out the standard inner in your tent for the appropriate Mesh Inner Tent.

All product features and measurement values, including weight, may vary somewhat from what is shown in our catalog, other printed items, and on our web site. Such differences can occur because of alterations in the design and production process and/or natural variations in the materials.

MESH RIDGE & MESH BOX

SHELTERS

FOR THOSE WHO PREFER summer camping with a Tarp, and for trekkers in tropical and sub-tropical areas, a major issue is always the bugs. Our Mesh Box and Mesh Ridge shelters provide the solution.

The Mesh Ridge is a superb minimalist’s summer tarp camping solution. Designed to be paired with our Tarp 10, it is remarkably lightweight, offers plenty of floor space for one or two occupants plus gear, and has full sitting height at its peak.

Also constructed to fit perfectly with our Tarp 10, the Mesh Box 10 affords a bit more comfort with little extra added weight. It, too, will easily accommodate one or two people plus gear, but its taller sitting height and vertical walls provide more usable space. The palatial Mesh Box 20 has a generous, full standing height and matches up with our Tarp 20. It will comfortably sleep 4 to 6 people or provide a gathering area for quite a few more. Both Mesh Boxes have full mesh ceilings, allowing for sky viewing when they are used without a Tarp.

Both the Mesh Ridge and the Mesh Boxes are floorless, and on both, the lower part of the walls are silicone-coated fabric, both to protect the mesh from catching or tearing on the ground, and to provide a good “seal” on uneven terrain. Both types are easily suspended from rings, and pairing them with our Tarps is straightforward.



ABOVE RIGHT: For one or two people, the Mesh Ridge is very light bug protection for the minimalist backpacker.

RIGHT: The Mesh Box 20 is an excellent option for group gatherings in warm weather, such as here for a summer lakeside dinner in northern Sweden.

BELOW RIGHT: The combination of a Mesh Box 10 and a Tarp 10 is an excellent warm weather shelter solution for the minimalist. It offers bug and rain protection, remarkable roominess, versatility, and very light weight.

	Mesh Ridge	Mesh Box 10	Mesh Box 20
Weight	570 g/20 oz	800 g/1 lb 12 oz	1.7 kg/3 lbs 12 oz
Dimensions			
Height	120 cm/47 in	135 cm/53 in	210 cm/83 in
Length	280 cm/110 in	280 cm/110 in	365 cm/143 in
Width	180 cm/71 in	145 cm/57 in	290 cm/114 in
Area	5 m <sup>2</sup> /53.8 ft <sup>2</sup>	4 m <sup>2</sup> /43.1 ft <sup>2</sup>	10.6 m <sup>2</sup> /114.1 ft <sup>2</sup>

NOTE: the Mesh Ridge and Mesh Boxes do not come with any pegs or poles.

All product features and measurement values, including weight, may vary somewhat from what is shown in our catalog, other printed items, and on our web site. Such differences can occur because of alterations in the design and production process and/or natural variations in the materials.

Spacious, lightweight versatile insect protection for warm weather adventures.





BIVANORAK

SHELTERS

An innovative, multi-purpose piece of equipment that is indispensable for nearly every outdoor activity.

Colors:  
green or red



Generous hood

- Bivy use:  
Will accommodate a sleeping bag hood
- Rain garment use:  
Keeps rain and snow off the face, and is fully adjustable to move with the head

Shock cord & lock in cuffs

- Bivy use:  
Seals out the elements AND allows full arm mobility without loss of weather protection
- Rain garment use:  
Provides complete adjustability

Roomy, extra long cut & deep center zipper

- Bivy use:  
Accommodates a sleeping bag AND full sized pad
- Rain garment use:  
Can be worn over a pack, and allows the wearer to customize coverage and ventilation

Draw cord & cord lock in hem

- Bivy use:  
Seals the elements out and protects the sleeping bag
- Rain garment use:  
Can be cinched at wearer's waist or around pack hip belt to create anorak length "jacket"

**ORIGINALLY DEVELOPED** as a survival tool for Swedish air force pilots, our patented Bivanorak is a bivy bag/sleeping bag cover, rain garment, portable windbreak, and emergency shelter, all in one – and all in a 550 g/19.5 oz package. The Bivanorak is made from a lightweight, tough, polyurethane-coated waterproof breathable fabric and has fully taped seams.

1 & 2. Bivy Bag/Sleeping Bag Cover


The Bivanorak is cut long and wide to provide room for both a sleeping bag and pad in bivy bag mode. Its lower hem and cuffs have draw cords (those in the cuffs are elastic) which can be secured shut to keep warmth in and rain and snow out, and its long front zipper makes entry and exit easy. The large hood will easily accommodate the hood of a sleeping bag, yet it can be cinched tightly around your face. Combine a Hilleberg Bivanorak and Tarp to create a highly effective – and incredibly light-weight – shelter system.

3. Windbreak/Shelter

Pull it out of your pack and climb in. The wind- and waterproof material, adjustable cuffs and hem, and generous hood make for a roomy, comfortable temporary refuge! It's a versatile alternative to our Windsack as safety equipment for one person.

4. Rain Garment

The Bivanorak is worn anorak style and can be adjusted to a variety of lengths. Simply pull the bottom hem up inside the body of the Bivanorak and tighten the draw cord around your waist or tuck the extra fabric under your pack's hip belt. There is even enough room to carry a back-pack underneath! Pair it with rain pants or chaps and you have superb wet weather protection. Its single size and easy adjustability allow both the tallest and smallest person to use the Bivanorak.



WINDSACK 2 & 3

SHELTERS

A simple, lightweight, particularly versatile shelter “multi-tool” that belongs in every adventurer's pack.

**OUR WINDSACK** was originally conceived as an emergency bivy bag, but it has proven itself perhaps even more useful as a portable, temporary refuge from inclement conditions during ski tours or other winter adventures. Available in a 2- and a 3-person version, the Windsack has a highly breathable and water repellent front, and a fully waterproof, silicone-coated nylon back.

Temporary Shelter

For a quick shelter, use the Windsack's corner loops to rig a windbreak. For more shelter, simply deploy the Windsack, climb in and hunker down out of the elements. Ideally, you should dig out a dedicated spot in the snow or find a place that has some protection from the wind. But once inside, you can enjoy a snack or a rest break, change clothes, even deal with equipment issues or administer minor first aid. The Windsack's waterproof back/breathable front configuration, multi-slider zipper, and closable bottom hem also make the Windsack useful as a sleeping bag cover.

Emergency Use

As an emergency bivy bag, the Windsack will accommodate occupants plus sleeping pads and sleeping bags – three people in the Windsack 3 and two in the Windsack 2. An integrated safety line prevents the Windsack from blowing away in strong winds while you're getting into or out of it, and four corner loops let you anchor it in exposed terrain. The zipper at its head has four sliders for making either head "holes" or venting ports, and a draw cord in the bottom lets you cinch the Windsack around the occupant's feet. Its waterproof back and breathable front make it a good choice for use in snow caves, and it can also be staked out, red side up, as a rescue panel to signal for help from the air, or it can be rigged as an improvised tarp.

History of the Windsack

In Sweden, some sort of “windsack” has long been considered indispensable for winter ski tours. Originally, the Swedish windsack was a kind of modified, narrow ridge tent without floor, constructed to be set up between two skis and designed as an emergency shelter. In the late 1970s, after finding that traditional windsacks proved inadequate in many situations, Bo Hilleberg created the first Hilleberg Windsack, inspired by the simple climber's bivy bags used in the Alps. Over the years, we have constantly updated the design. A few years ago, we took advantage of the very lightweight silicone-coated nylon now available to build our current Windsack with full waterproof back and breathable front, similar to Bo's original, but in a much lighter package.



- 1. A Windsack 2 (left) and 3 as a quick shelter from the wind on a ski tour in northern Sweden.
- 2. A Windsack is a roomy solution to get completely out of worsening weather for a lunch stop. The crossed skis provide a simple way to build some structure into the system.
- 3 & 4. As an emergency bivy, lay out and anchor the Windsack; arrange sleeping pads and bags inside, then crawl into the Windsack from the foot end; cinch the draw cord closed, and adjust or close the zipper opening at the head end.

Bivanorak	
Weight	550 g/19.5 oz
Dimensions	240 cm/94 in long 86 cm/33 in wide
Fabric	Ripstop nylon with PU waterproof (3000 mm/30 kPa) & breathable coating

All product features and measurement values, including weight, may vary somewhat from what is shown in our catalog, other printed items, and on our web site. Such differences can occur because of alterations in the design and production process and/or natural variations in the materials. Fabric dyes have natural variations, so the actual color may look slightly different from what is pictured here or on our website.

	Windsack 2	Windsack 3
Weight	460 g/16 oz	580 g/21 oz
Dimensions	210 cm/83 in long 145 cm/57 in wide	210 cm/83 in long 195 cm/76 in wide
Fabric – front	Windproof, water repellent & breathable nylon	
Fabric – back	Waterproof silicone-coated nylon	

All product features and measurement values, including weight, may vary somewhat from what is shown in our catalog, other printed items, and on our web site. Such differences can occur because of alterations in the design and production process and/or natural variations in the materials. Fabric dyes have natural variations, so the actual color may look slightly different from what is pictured here or on our website.



# ACCESSORIES

**WHILE EVERY HILLEBERG TENT** comes with all the pegs, lines and poles you need, you may, from time to time, need replacements. You may also want to accessorize for more flexibility on your adventures: spare line runners, guy line, and pole holders let you customize your shelter to your needs; special circumstances may dictate special use pegs or additional poles for stability; or you may simply want different sorts of pegs. Footprints can extend the life of your tent and cut down on condensation in the vestibules, and a hank of our strong, light guy line cord is always useful.

## Tent & Accessory Bags

Ideal for keeping your gear better organized, our Bags are sized for our poles, pegs and, of course, our tents. Standard versions are made from the same strong yet light silicone coated fabric as our tents, while our XP versions are constructed of extra-stout PU coated nylon. Tent Bags, which come in four sizes and have a round, sewn in bottom, are also available in Standard and XP.

## Pole Holders



Extra pole holders are needed when you want to pitch the inner tent by itself. Link these to the corners of the inner, and place the ends of the poles into them.

- Set of 4 (except for Allak, Akto, Enan, Soulo, Soulo BL, Staika and Tarra versions, which come prepackaged in Pole Holder Kits) •

## Sled Pack

A unique accessory for our tunnel tents, the Sled Pack is designed for winter trips with gear sleds (or dog sleds). It allows you to strike your tent quickly and pack it into an easy-to-manage package.

- 205 cm/81" x 60 cm/24" at the opening (50 cm/20" wide at the bottom) •

## Guy Line

Our proprietary 2 & 3 mm red and white guy line cord is strong, light and easy to see. Its interwrap construction interweaves super strong Vectran cord longitudinally with polyester, producing a cord with no sheath to slip, near zero stretch, minimal water absorption, an easy-to-handle soft feel, high UV resistance, and a stout 60 kg (132 lb) breaking strength for the 2 mm and 85 kg (187 lb) for the 3 mm.

- 2mm/3 mm x 25 m (82 ft) • 63 g (2.2 oz)/149 g (5.3 oz) •

## Tarp Pole

The 19.5 mm Tarp Pole is a simple, lightweight pole designed for use with our Tarps and other shelters such as our Mesh Box 10 and 20. The two-section Tarp Pole can extend from 124 cm (49") to 210 cm (82.5") in 5 cm (2") increments, thanks to extensions that slide out from each end and lock into place with spring-loaded buttons. It folds down to approximately 66 cm (26"), and it has a reversible, screw-in tip that can be used with fabric pockets (such as on the Altai), or with rings or loops (as on the Tarps).

- 340 g/12 oz •

## Trekking poles

Our trekking poles are great for hiking and they also work seamlessly with our Anaris, Tarps, Mesh Tent 1, Mesh Boxes and Mesh Ridge. Produced by DAC, our long-time partner and tent pole supplier, the poles are built with DAC's impressively strong TH72M aluminum, and they extend from 90 cm (35.5 in) to 145 cm (57 in) and collapse fully to 65 cm (25.5 in). Adjustment comes from easy-to-use and very secure double-cam Lever Locks. At longer lengths, they are ideal for the Anaris and Tarp 10, or for the front of the Tarp 5 or Mesh Tent 1. When fully collapsed, they are perfect for the back of both the Tarp 5 and the Mesh Tent 1. Our trekking poles also come with removable rubber tips for use on rocky terrain.

- 240 g (8.5 oz) per pole •



## Guy Line Runners



These unique and reliable line runners come with every tent, but they can also be purchased separately. They lock securely on a range of different line dimensions and are easy to adjust, even while wearing mittens.

- 2 and 3 mm sizes (fits our 2 & 3 mm guy line, respectively) • Set of 10 •

## Poles

Your tent comes with poles, an extra repair section and aluminum repair sleeve, but spare poles can come in handy, both for repairs and for "double poling," which gives extra strength and stability.

- 13 mm (Altai side pole) • 17 mm (Atlas and Stalon XL) • 10 mm (Black Label models) • 9 mm (Red Yellow Label models) • Per piece •

## Repair Kits

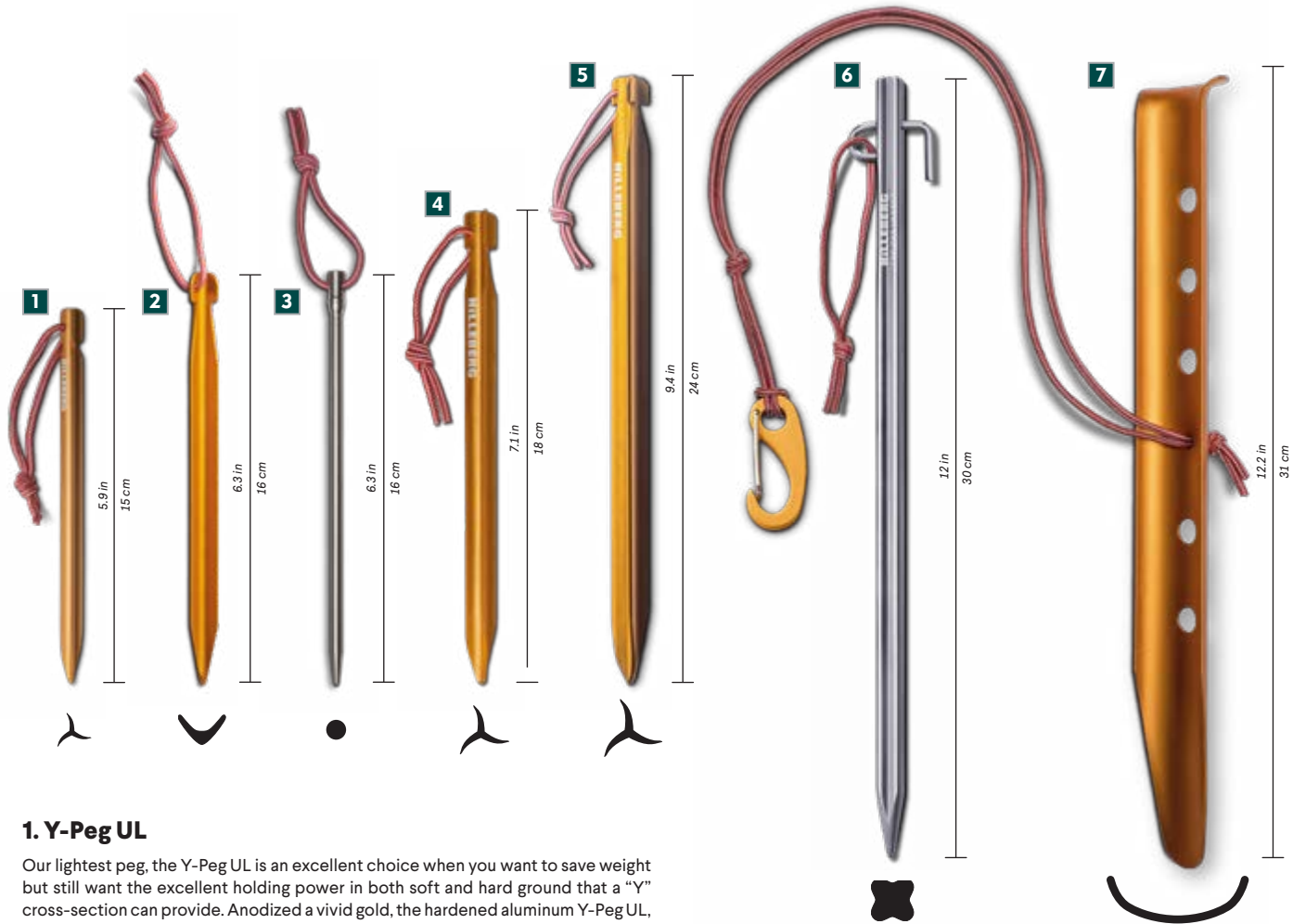
Accidents can happen, so being prepared to fix your tent, especially on longer trips, is simple common sense. Our Repair Kits are available in Black, Red and Yellow Label versions, each in either red, green, or sand colors. Each Kit contains swatches of outer tent, floor, inner tent, and inner tent mesh fabrics, as well as inner and outer tent zipper sliders and instructions on general tent maintenance, pole repair, zipper repair, and patching tent fabric.

## Reflective Cord



Our Reflective Cord, which is designed using our proprietary 3 mm Guy Line as a guide, has the same "interwrap" construction that interweaves remarkably strong Vectran fiber longitudinally with polyester, but adds a 1 mm reflective thread to the mix. Like our standard Guy Line, the Reflective Cord has no sheath to slip, near zero stretch, minimal water absorption, an easy-to-handle soft feel, high UV resistance, and the same impressive 85 kg (187 lb) breaking strength. It is, however, about 15 g (0.5 oz) heavier per 25 m.

- 3 mm x 25 m (82 ft) • 164 g (5.8 oz) •



### 1. Y-Peg UL

Our lightest peg, the Y-Peg UL is an excellent choice when you want to save weight but still want the excellent holding power in both soft and hard ground that a "Y" cross-section can provide. Anodized a vivid gold, the hardened aluminum Y-Peg UL, like all our pegs, has an attached cord loop to make it easier to pull out.

- 15 cm/5.9" • 9.6 g/0.34 oz • Set of 10 •

### 2. V-Peg

Very light yet very strong, our V-Peg is made from hardened aluminum, and it has specifically engineered thick yet light spine and sides to prevent bending. Its "V" cross section provides a fine balance of penetration in hard ground and holding capability in looser soil. Anodized a highly visible gold, the V-Peg also has an integrated string loop for easy removal from the ground.

- 16 cm/6.3" • 11 g/0.4 oz • Set of 10 •

### 3. Stinger Titanium

Made from solid Titanium, the super strong yet lightweight Stinger can easily handle being pounded into hard ground, and its integrated string loop makes for easy removal.

- 16 cm/6.3" • 15 g/0.5 oz • Set of 6 •

### 4. Y-Peg

Our Y-Peg offers an excellent balance of high strength, effectiveness in hard and soft ground, and light weight. Its "Y" profile gives both plenty of surface area for good hold in soft ground and overall rigidity for hard ground use. Made from hardened aluminum, the Y-Peg can be hammered into ground if needed, while its bright, gold anodized color makes it easy to see, and an attached string loop provides for easier removal from the ground.

- 18 cm/7.1" • 14 g/0.5 oz • Set of 10 •

### 5. Y-Peg XL

With its three-finned "Y" cross-section and over 24 cm (9.4 in) of length, the robust new Y-Peg XL offers maximum strength, hard ground penetration and soft ground hold in a remarkably lightweight package. Its hardened aluminum body is rugged enough for demanding use and for repeated hammering into rocky ground, and its bright gold anodized color and attached cord loop make it easy to see and to retrieve.

- 24 cm/9.4" • 34 g/1.2 oz • Set of 10 •

### 6. X-Peg

So-named for its fluted square cross-section, our X-Peg is built from extruded, then anodized, aluminum, and is designed to take on the most demanding usage. The X-peg's 30 cm (12 in) length and burly construction make it an ideal option when you need maximum penetration and holding power in hard ground, and it is stout enough to be hammered into the ground, even with a light sledge. An open, upside down "L" hook near the top of the peg allows quick securing of guy lines, and a separate closed ring has an attached string loop to make removing the peg easier.

- 30 cm/12" • 68 g/2.4 oz • Set of 10 •

### 7. Snow & Sand Peg

Lightweight, tough and remarkably versatile, our Snow & Sand pegs are unique. After finding most so-called snow pegs to be too soft – they would bend in any but the fluffiest snow – we developed our own. Made from hardened aluminum, our Snow Pegs are built to withstand both very hard usage, including the inevitable contact with shovels, crampons and other winter gear, and very hard snow. At the same time, they are remarkably lightweight. The integrated line and hook gives you the flexibility either to bury the peg sideways in snow or sand, Deadman style, or to use it in a traditional, upright fashion. A carrying bag, made from our XP bag material is included.

- 31 cm x 3.5 cm/12.2" x 1.4" • 61 g/2.2 oz • Set of 6 •



# Reflections of a tentmaker — by Petra Hilleberg



FROM LEFT TO RIGHT: A very young Petra in the family home in Hackås, Sweden in 1979. ⚡ Petra on a hiking trip with her dad in the Dolomites in Italy, in 1982. ⚡ Petra at her desk in the first U.S. office, in 2000.

**I WAS 12 YEARS OLD** when my dad came back from a trip to the US and I told him, with typical tween enthusiasm and certainty, “I’m going to sell tents in the US one day.” And, as any doting father would, he replied fondly, “Of course you are.”

Looking back, I know that my declaration was simply a product of the moment. But that moment was also a defining one, even if I didn’t know it at the time. Thereafter it seemed that I followed an undeviating track leading to where I am today, CEO of the Hilleberg Group and President of the US and Swedish operations, and proudly carrying on what my parents started.

I was, quite literally, born into the tent business. My parents had established Hilleberg tents just a few years before I was born, so tents – and the tent business – have always been a part of my life. We were out camping in our tents all the time, in every season. My brother, Rolf, and I did our first solo tent outing without our parents when I was 4 and he was 5. At the time, we lived in Hackås, a small village in Jämtland about 40 km from Östersund, where our Swedish office is today. We lived a bit outside the village in the forest, and my brother Rolf and I camped about a kilometer from our house in a Keron 4. Being in tents seemed just normal for me, for us, as a family. With our tents, we spent a lot of time in the Swedish mountains, which were only a short car ride away from our house. We backpacked and canoed in the summer and fall, and ski toured in the winter and spring.

Hilleberg, the business, surrounded us, as well. It was inextricably interwoven with our family life. As with tents, business – and specifically the tent business – seemed completely normal to me; it just seemed natural to do what my family did.

As Rolf and I got older, we spent time after school and during our school breaks working in our production facility and office, doing everything from cutting guy lines for the tents, to tying them on, to sorting fabric, buckles and zippers, connecting inner and outer tents to simple office work. And, of course, we “tested” tents at every opportunity by being out in the mountains year-round.

After finishing Swedish high school, I had an opportunity to do an extra year in the US that qualified for part of my Swedish education. Both

Rolf and I got accepted and we were excited since this program was “near” Seattle, in Mt Vernon, Washington. It turned out that Mt Vernon and Seattle are not exactly as “near” as we thought (especially while not having a car), but I fell in love with the Pacific Northwest. I applied to and was accepted at Seattle University, where I majored in business – still determined to sell tents in the US. For my senior project, I wrote a business plan for “Hilleberg the Tentmaker, Inc.”, to be headquartered in the Seattle area. At the same time as I was finishing my final quarter of school, I was running around with accountants, lawyers, real estate agents, etc., preparing to set up the office. I graduated on Friday, June 10, 2000, opened the office on Monday, and sold the first Hilleberg tent in the US on Wednesday. It was a hectic time, but it was a great way to really just “go for it,” with no real time to second guess any decisions. I worked by myself for the first two years and did everything – packing tents, answering phones, accounting and cleaning the office. After two years I hired my first employee, Chris, and I am so happy that he is still part of our US team.



Petra with the Hilleberg Team from both the US and Swedish offices on a backpacking trip in Jämtland, Sweden, in the summer of 2023.

Since then, Hilleberg, both in the US and worldwide, has grown tremendously. Our tents have been used on every continent; we have expanded our production in Estonia, where we moved it in the late 90s. We have evolved the company to capitalize on its strengths, with material- and product development housed in Sweden, marketing in the US, and the bulk of our manufacturing in Estonia and now some in Vietnam.

None of this could have happened without my parents’ vision, commitment and hard work. I am deeply honored that they, who built this amazing business, have trusted me with running it. Everything I know, I learned from them both.

My dad’s approach to both tents and business has always been practical, straight ahead and very deliberate and careful, but always fully open to what works. Function first has always been his guiding principle, both in tents and in business. Few would have fully switched to silicone coated fabrics in the mid 70s like he did, simply because he found they worked better – and fully despite the conventional wisdom of using PU coated

ones. Few would not only commit to their idea, as he did with connected inner and outer tents, but then systematically push to make it better, because he knew it was simply a better concept.

My mom is her own force of nature. She had only basic sewing skills when she and my dad married, and yet within two years, she was sewing complex prototypes of his ideas – and she continued doing all prototypes until she retired. Within a few years, she had set up a factory production line, on her own. Perhaps more importantly, after my parents initially hired a consultant to help create a production line, my mom found it lacking and built her own system that we started using instead. Her system was so flexible and scalable that we could implement it into our Estonian facility. Hers is the same system we use today.

They taught me what it is to balance the global nature of our company – now with three offices, in three different countries – with the very “family” outlook of how we started: making tents that we use ourselves and that we are happy to have our best friends use, knowing the tents will always keep us and them safe in the backcountry. I watched them both always

“None of this could have happened without my parents’ vision, commitment and hard work. I am deeply honored that they, who built this amazing business, have trusted me with running it. Everything I know, I learned from them both.”

— Petra Hilleberg

keep track of the intricacies of all the small things, from how the placement of the guy line attachment increases strength, to how thread does or does not work with certain machines and certain fabrics, to how even a small change in a fabric can have a substantial impact on the pattern. I saw them build a new factory in Estonia, create lasting relationships with retailers and

customers, and honor and respect their employees by unerringly staying true to who we are, moving forward with deliberate focus, and following through with their actions. Most importantly, I learned how to uphold our deep belief in the quality of our tents, and that our tents will do what we say they will, while always being open to improvements, whether that means finding more sustainable materials that won’t sacrifice function, to bettering the quality of our manufacturing, to ensuring all of our staff is both challenged by and fulfilled in their work.

I am proud of being the CEO, but, again, I feel I am simply the caretaker of their vision. Certainly, I have my own style, maybe slightly different from my mom and dad’s, but that style is really a fusion of theirs.



CLOCKWISE FROM TOP LEFT: Renate and Bo visit Petra in the U.S., in 2017. ⚡ A 2023 family photo of Rolf, Renate, Petra and Bo near Östersund, Sweden. ⚡ Bo, Rolf and Petra, (in the tent) using a Keron 4 on a family camping trip in the early 1980s. ⚡ Renate, Rolf and Petra on a family outing in Jämtland, northern Sweden in 1979.



Petra leads the way during a winter ski tour in the Swedish mountains a few hours away from the company headquarters.



# HILLEBERG

## THE TENT MAKER

All weights are packed weight

### BLACK LABEL



#### Keron & Keron GT ..... 20

Keron 3 4.2 kg/9 lbs 4 oz  
Keron 4 4.7 kg/10 lbs 6 oz



Keron 3 GT 5.0 kg/11 lbs  
Keron 4 GT 5.5 kg/12 lbs 2 oz



#### Nammatj & Nammatj GT ..... 24

Nammatj 2 3.0 kg/6 lbs 10 oz  
Nammatj 3 3.3 kg/7 lbs 4 oz



Nammatj 2 GT 3.8 kg/8 lbs 6 oz  
Nammatj 3 GT 4.1 kg/9 lbs 1 oz



#### Saitaris ..... 26

6.6 kg/14 lbs 9 oz



#### Saivo ..... 28

Saivo 3 5.6 kg/12 lbs 6 oz  
Saivo 4 6.8 kg/15 lbs



#### Tarra ..... 30

4.3 kg/9 lbs 8 oz



#### Staika ..... 32

4.0 kg/8 lbs 13 oz



#### Soulo BL ..... 34

2.8 kg/6 lbs 3 oz

### RED LABEL



#### Kaitum & Kaitum GT ..... 38

Kaitum 2 3.2 kg/7 lbs 1 oz  
Kaitum 3 3.5 kg/7 lbs 11 oz  
Kaitum 4 3.9 kg/8 lbs 10 oz



Kaitum 2 GT 3.8 kg/8 lbs 6 oz  
Kaitum 3 GT 4.2 kg/9 lbs 4 oz  
Kaitum 4 GT 4.7 kg/10 lbs 6 oz



#### Nallo & Nallo GT ..... 40

Nallo 2 2.4 kg/5 lbs 5 oz  
Nallo 3 2.7 kg/5 lbs 15 oz  
Nallo 4 3.1 kg/6 lbs 13 oz



Nallo 2 GT 2.9 kg/6 lbs 6 oz  
Nallo 3 GT 3.2 kg/7 lbs 1 oz  
Nallo 4 GT 3.7 kg/8 lbs 3 oz



#### Allak ..... 42

Allak 2 3.3 kg/7 lbs 4 oz  
Allak 3 3.7 kg/8 lbs 3 oz



#### Jannu ..... 46

3.2 kg/7 lbs 1 oz



#### Akto ..... 48

1.7 kg/3 lbs 12 oz



#### Soulo ..... 34

2.4 kg/5 lbs 5 oz



#### Unna ..... 50

2.3 kg/5 lbs 1 oz

### YELLOW LABEL



#### Helags ..... 54

Helags 2 2.4 kg/5 lbs 5 oz  
Helags 3 2.6 kg/5 lbs 12 oz



#### Anjan & Anjan GT ..... 56

Anjan 2 1.8 kg/4 lbs  
Anjan 3 2.0 kg/4 lbs 7 oz  
Anjan 2 GT 2.2 kg/4 lbs 14 oz  
Anjan 3 GT 2.4 kg/5 lbs 5 oz



#### Rogen ..... 58

Rogen 2 2.2 kg/4 lbs 14 oz  
Rogen 3 2.5 kg/5 lbs 8 oz



#### Niak ..... 60

1.8 kg/3 lbs 15 oz



#### Anaris ..... 62

1.4 kg/3 lbs 1 oz



#### Enan ..... 64

1.2 kg/2 lbs 10 oz

### BLUE LABEL



#### Atlas ..... 68

Atlas Basic 11.1 kg/24 lbs 8 oz



#### Altai ..... 70

Altai UL 4.3 kg/9 lbs 8 oz  
Altai XP 5.1 kg/11 lbs 4 oz



#### Stalon XL ..... 72

Stalon XL Basic 26 kg/57 lbs 5 oz

### EUROPE

Hilleberg the Tentmaker AB  
Box 25  
832 21 Frösön, Sweden  
TEL: +46 63 57 15 50  
tentmaker@hilleberg.se

# HILLEBERG.COM

### OUTSIDE OF EUROPE

Hilleberg the Tentmaker, Inc.  
17280 Woodinville-Redmond Rd NE  
Suite 803  
Woodinville, WA 98072 USA  
TEL: +1 (425) 883-0101  
TOLL FREE: 1 (866) 848-8368  
tentmaker@hilleberg.com